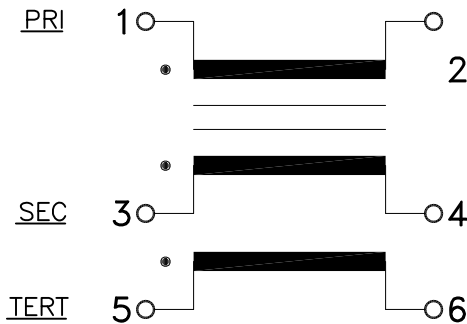


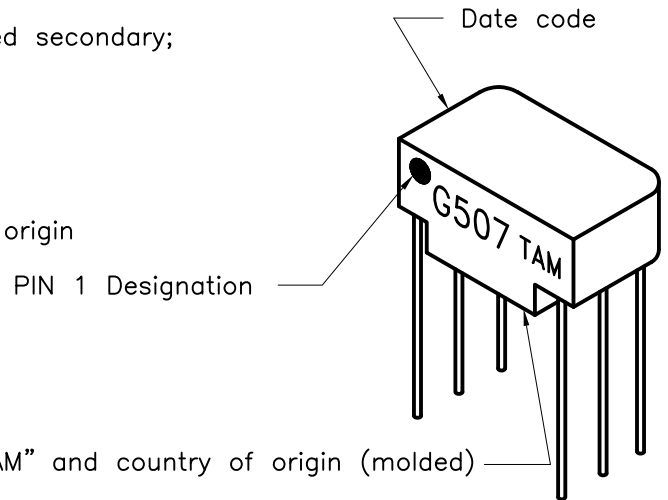
- A. Electrical specification (@ 25°C)
- Power rating;
500 mW
 - Dielectric strength;
500 VDC 1 minute
 - Insulation resistance;
10,000 MΩ MIN @ 500 VDC
 - Turns ratio;
(1-2) : (3-4) : (5-6) = 2 : 1 : 1 ±5%
 - Primary open circuit inductance;
400 μH MIN @ 1 KHz, 40 mV (1-2)
 - Primary ET-constant
8.5V- μs MIN
 - Rise time;
5.6 ns MAX
 - Interwinding capacitance between primary and secondary;
11.0 PF MAX @ 100 KHz
 - Primary leakage inductance with shorted secondary;
1.1 μH MAX @ 100 KHz
 - DC Resistance;
Primary (1-2) 1.3 Ω MAX
Secondary (3-4) 0.7 Ω MAX
Tertiary (5-6) 0.7 Ω MAX

- B. Marking;
G507, TAM, date code and country of origin

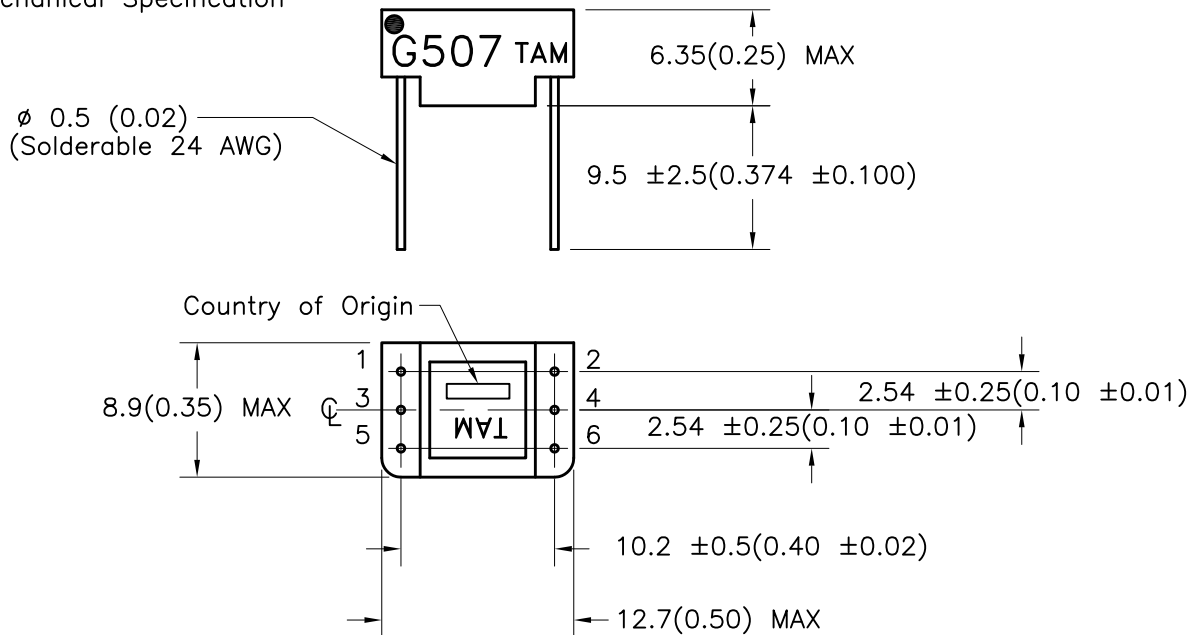
- C. Schematic diagram



MODEL NUMBER
G507



- D. Mechanical Specification



PREPARED BY:
K. BRENNAN

ENGINEER:
M. PITCHAI

SAFETY ENGINEER
B. OCONNELL

APPROVED:
Y. SEKIGUCHI

DWG CONTROL NO.
P-A1-10633
ACAD\G-SER\A1106331.DWG

REV
C

TAMURA CORPORATION OF AMERICA
43352 BUSINESS PARK DRIVE, TEMECULA, CA. 92590-6624
(951) 699-1270 FAX 9516769482

G507

MODEL SPECIFICATION
DIM: mm(In) SCL: 2/1 SH: 1 OF 1

PROPRIETARY NOTICE: THIS DRAWING PRINT OR DOCUMENT AND SUBJECT MATTER DISCLOSED HEREIN ARE PROPRIETARY ITEMS TO WHICH TAMURA RETAINS THE EXCLUSIVE RIGHT OF DISSEMINATION, REPRODUCTION, MANUFACTURE AND SALE. THIS DRAWING, PRINT OR DOCUMENT IS SUBMITTED IN CONFIDENCE FOR CONSIDERATION BY THE RECIPIENT ALONE UNLESS PERMISSION FOR FURTHER DISCLOSURE IS EXPRESSLY GRANTED IN WRITING.