

ELECTRICAL SPECIFICATIONS

URNS RATIO:
(PRI TO SEC) 1 :2CT ±2%

INDUCTANCE:
(PRI'S) 40µH MIN. @ 0.01V, 10KHz, 25°C
19uH MIN @ 0.01V, 10KHz, - 40°C TO +85°C

LEAKAGE INDUCTANCE:
(PRI'S) (WITH SEC'S SHORTED) .110uH MAX. @ 0.1 VRMS,1MHz

INTERWINDING CAPACITANCE:
(PRI) TO (SEC) 12pf MAX @0.1 VRMS, 1MHz

D.C. RESISTANCE:
PRIMARY 0.3 OHMS Max.
SECONDARY 0.3 OHMS Max.

DIELECTRICAL VOLTAGE WITHSTAND:
(PRI) TO (SEC) 1500VAC for 60 seconds (1800 VAC for 1second for production test)

RETURN LOSS: (4-6) 75 OHM REF.

860 kHz TO 1.7 MHz 12 dB MIN
1.72 MHz TO 34.48 MHz 18 dB MIN
34.4 MHz TO 51.6 MHz 14 dB MIN

NOTE: 300 OHMS CONNECTED TO PINS (3-1)

COMMON MODE REJECTION RATIO: 50 dB OR BETTER @ 1 MHz

36977

DWG. NO.

2			TMP		#####
1			TMP		#####
REV	ECO#	DE	DWN	ALE	DATE
REVISIONS/APPROVAL					

1000 PARKER LAKE ROAD WAYZATA, MN 55391 (952) 475-1173					
TITLE		T3 PACKAGE			
SIZE	CAGE CODE	SCALE	SHEET	DWG NO.	REV
A	80023	NONE	1 OF 4	36977	2

ELECTRICAL SCHEMATIC

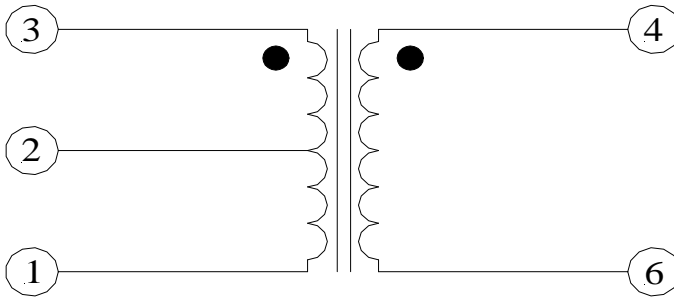
36977

DWG. NO.

2CT : 1

SECONDARY

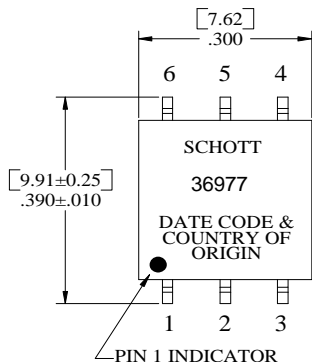
PRIMARY



2			TMP		#####
1			TMP		#####
REV	ECO#	DE	DWN	ALE	DATE
REVISIONS/APPROVAL					

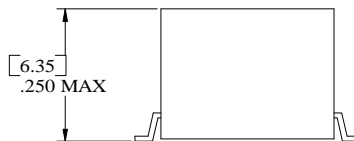
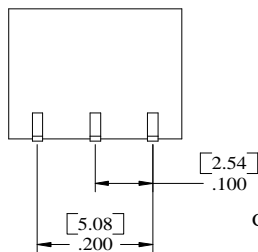
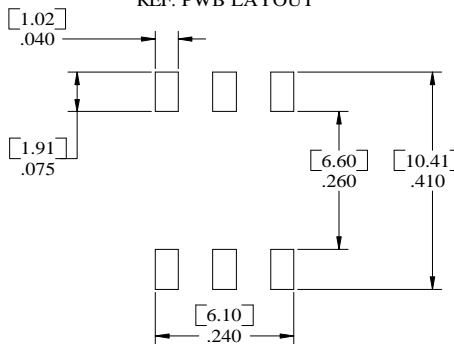
1000 PARKER LAKE ROAD WAYZATA, MN 55391 (952) 475-1173					
TITLE		T3 PACKAGE			
SIZE	CAGE CODE	SCALE	SHEET	DWG NO.	REV
A	80023	NONE	2 OF 4	36977	2

DIMENSIONAL OUTLINE



[mm]
Inches

REF. PWB LAYOUT



COPLANARITY OF PINS IS LESS THEN OR EQUAL TO 0.004 [0.102]

36977

DWG. NO.

2			TMP		#####
1			TMP		#####
REV	ECO#	DE	DWN	ALE	DATE
REVISIONS/APPROVAL					

1000 PARKER LAKE ROAD WAYZATA, MN 55391 (952) 475-1173					
TITLE		T3 PACKAGE			
SIZE	CAGE CODE	SCALE	SHEET	DWG NO.	REV
A	80023	NONE	3 OF 4	36977	2