

- Central office or remote applications
- Suitable for 8mbps/800kbps ADSL applications
- Designed to meet IEC-950 isolation and insulation requirements
- Meets ANSI T1.413 Issue 2, Category 1&2, and ITU G.Lite standards
- Designed to optimize performance with the TI TNETD3000C/P, TNET4000R, TNET5000 series chipsets
- Designed to interface with line drivers THS6002, 6012, 6022, and line receiver THS6062
- UL94V-0 materials
- ISO 9001 certified supplier
- UL/BABT Safety Agency Approvals

## Specifications

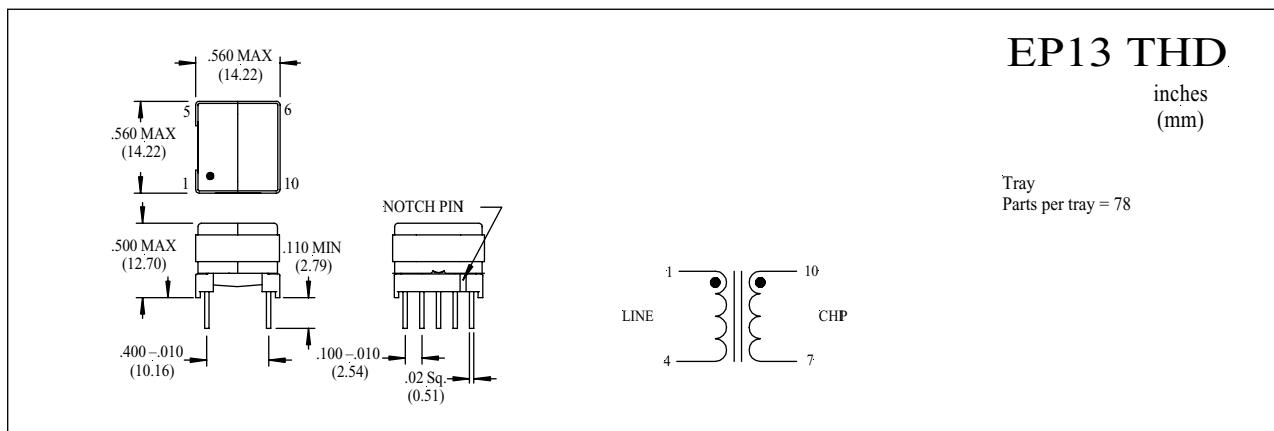
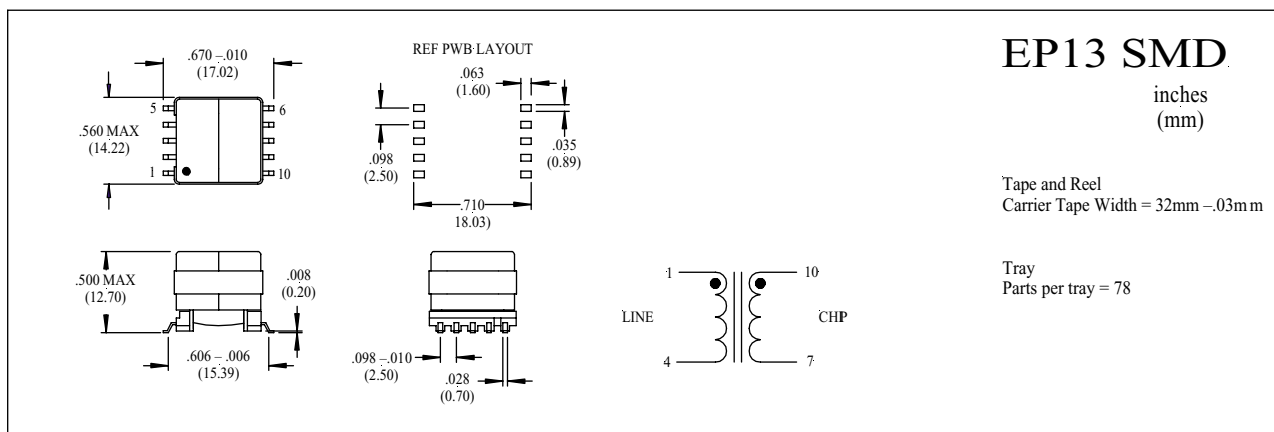
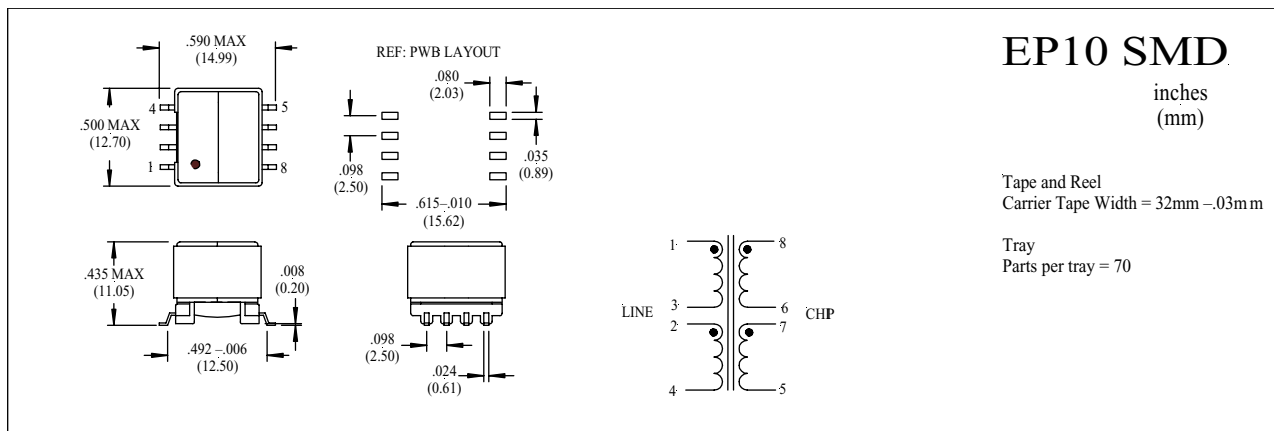
Schott P/N	OCL +/- 5% mH	Turns Ratio Chip:Line +/- 2%	Leakage uH Max	IWC Pf Max	DCR Chip Max Ohms	DCR Line Max Ohms	Dielectric Strength Vrms Min	Config / Schematic	App	Notes
33817	1.500	1:1.423	18.0	35	0.70	4.00	1500*	EP13 THD	CP	5
35625	1.500	1:1.423	18.0	35	0.80	2.70	1500**	EP13 THD	CP	6
32824	1.500	1:1.423	18.0	35	0.70	4.00	1500*	EP13 SMD	CP	5
36539	1.500	1:1.423	18.0	35	0.80	2.70	1500**	EP13 SMD	CP	6
33818	1.500	1:1.95	15.0	35	0.55	2.00	1500**	EP13 THD	CO/CP	6
32828	1.500	1:1.95	15.0	35	0.55	2.00	1500*	EP13 SMD	CO/CP	5
37039	1.500	1:1.95	15.0	35	0.75	1.80	1500**	EP13 SMD	CO/CP	6
36313	0.375	1:1:1:1	6.00	40	0.68	2.00	1500**	EP10 SMD	CO/CP	6
37513	0.400	1:1.92	7.50	40	1.10	0.5	1500	EP10 SMD	CO	7

Parts availability subject to Schott manufacturing schedules and leadtimes. Not all parts available from stock. Please contact us for more details and availability. The Adobe Acrobat Reader is required to view these linked documents.

### Electrical Specifications Test Criteria

1. These transformers are designed for operating within a temperature range of -40°C to +85°C. All electrical characteristics are reported for operating at 25°C.
2. Inductance is measured at 10 kHz, 0.1 Vrms, leakage inductance at 100 kHz, 0.1 Vrms.
3. \*\*/\*\*\*Designed to meet UL 1950/EN60950 isolation and insulation requirements. (See notes 5 & 6 below)
4. For complete parameters of components listed above, request individual specification sheets.
5. 33817, 32824, 32828 have UL1950 approval at 120 Vrms, 200Vpk/s, and BABT EN60950 approval at 250 Vrms.
6. 33818, 35625, 36539, 36313, 37039 have UL1950/EN60950/BABT approval at 250 Vrms and are recommended for new designs.
7. Safety Agency approval is pending. Recommended for new designs.

All data is believed to be accurate at time of printing. Schott Corporation reserves the right to make changes without notification. "Schott" is a trade name of Schott Corporation. All other trademarks and trade names are the property of their respective holder.



**SCHOTT**  
CORPORATION



Schott Corporation  
1000 Parkers Lake Road  
Wayzata, Minnesota 55391  
U.S.A.

Tel: + (952) 475-1173  
Fax: + (952) 475-1786  
Email: salesd@schottcorp.com  
Web: http://www.schottcorp.com

All statements and technical information contained herein are believed to be accurate, but the accuracy and completeness thereof is not guaranteed. If any product is found to be defective, Schott Corporation's (Seller) only obligation shall be to replace such quantity of the product proved to be defective. User shall determine the suitability of the product for the intended use, and user assumes all risk and liability whatsoever in connection herewith. Seller shall not be liable for any direct, consequential, or incidental loss or damage. Conditions not specifically stated herein shall be governed by established trade customs. Schott Corporation reserves the right to make changes without notification. "Schott" is a trade name of Schott Corporation. All other trademarks and trade names are the property of their respective holder.