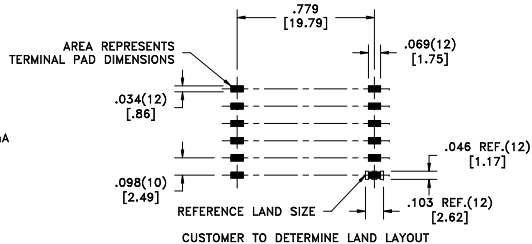
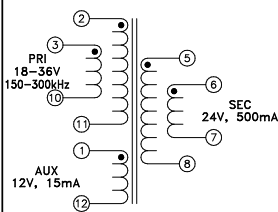
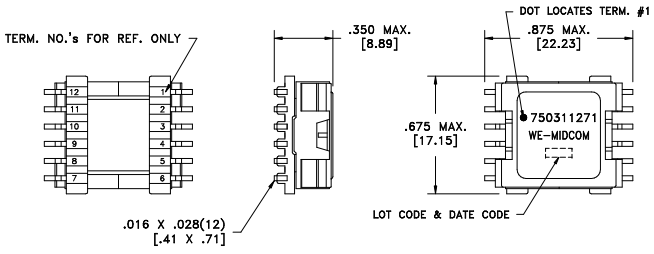
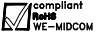


CUSTOMER TERMINAL	RoHS	LEAD(Pb)-FREE
Sn96%, Ag4%	Yes	Yes



**ELECTRICAL SPECIFICATIONS @ 25°C unless otherwise noted:**

PARAMETER	TEST CONDITIONS	VALUE
D.C. RESISTANCE	1-12 @20°C	0.290 ohms ±20%
D.C. RESISTANCE	2-10 @20°C, tie(2+3, 10+11)	0.045 ohms ±20%
D.C. RESISTANCE	5-7 @20°C, tie(5+6, 7+8)	0.110 ohms ±20%
INDUCTANCE	2-10 tie(2+3, 10+11), 10kHz, 100mVAC, Ls	20.40uH ±10%
SATURATION CURRENT	20% rolloff from initial	3.9A
LEAKAGE INDUCTANCE	2-10 tie(1+12, 2+3, 5+6+7+8, 10+11), 100kHz, 100mVAC, Ls	250nH typ., 500nH max.
DIELECTRIC	1-6 tie(1+2+3, 5+6), 1875VAC, 1 second	1500VAC, 1 minute
DIELECTRIC	1-2 tie(2+3), 625VAC, 1 second	500VAC, 1 minute
TURNS RATIO	(2-11):(1-12)	1.545:1, ±1%
TURNS RATIO	(2-11):(3-10)	1:1, ±1%
TURNS RATIO	(5-8):(3-10)	1.235:1, ±1%
TURNS RATIO	(6-7):(3-10)	1.235:1, ±1%

**GENERAL SPECIFICATIONS:**

OPERATING TEMPERATURE RANGE: -40°C to +150°C including temp rise.

REV.	DATE
6A	10/09

Packaging Specifications Method: Tape & Reel PKG-0197 www.midcom-inc.com	Tolerances unless otherwise specified: Angles: ±1°      Decimals: ±.005 [.13] Fractions: ±1/64      Footprint: ±.005 [.13]	DRAWING TITLE <h3 style="text-align: center;">TRANSFORMER</h3> www.midcom-inc.com	DRAWING NO. <h2 style="text-align: center;">750311271</h2>	
	This drawing is dual dimensioned. Dimensions in brackets are in millimeters.		eISos p/n: 750311271	REVISIONS: SEE SHEET 1