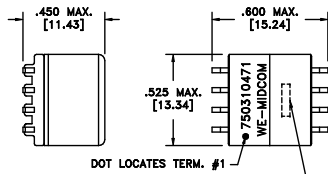
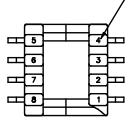


CUSTOMER TERMINAL	RoHS	LEAD(Pb)-FREE
Sn96%, Ag4%	Yes	Yes

more than you expect

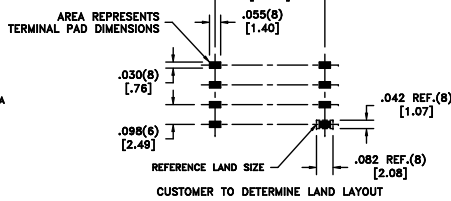
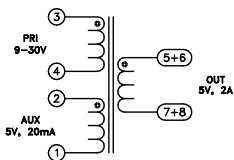


TERM. NO.'s FOR REF. ONLY



DOT LOCATES TERM. #1

LOT CODE & DATE CODE



**ELECTRICAL SPECIFICATIONS @ 25°C unless otherwise noted:**

PARAMETER	TEST CONDITIONS	VALUE
D.C. RESISTANCE	2-1 @20°C	.088 max.
D.C. RESISTANCE	3-4 @20°C	.067 max.
D.C. RESISTANCE	5-7 tie(5+6, 7+8), @20°C	.011 max.
INDUCTANCE	3-4 10kHz, 100mVAC, Ls	25.00uH ±10%
Ⓢ SATURATION CURRENT	20% rolloff from initial	2.6A
LEAKAGE INDUCTANCE	3-4 tie(1+2, 5+6+7+8), 100kHz, 100mVAC, Ls	430nH max.
DIELECTRIC	1-8 tie(2+3, 5+6), 1875VAC, 1 second	1500VAC, 1 minute
TURNS RATIO	(3-4):(2-1)	3:1, ±1%
TURNS RATIO	(3-4):(5+6-7+8)	3:1, ±1%

Ⓢ GENERAL SPECIFICATIONS:  
OPERATING TEMPERATURE RANGE: -40°C to +125°C including temp rise.

REV.	DATE	Packaging Specifications
6C	9/10	Method: Tape & Reel PKG-0328
6B	4/09	www.we-online.com/midcom
6A	8/08	SEE REVISION SHEET FOR REVISION LEVEL



ORIENTATION PLACEMENT

Tolerances, unless otherwise specified:  
Angles: ±1°  
Decimals: ±.005 [.13]  
Fractions: ±1/64  
Footprint: ±.005 [.13]  
This drawing is dual dimensioned. Dimensions in brackets are in millimeters.

DRAWING TITLE  
**TRANSFORMER**

eSos p/n: 750310471



PART NO.  
**750310471**

SPECIFICATION SHEET 1 OF 1