

REV. Status
PRELIMINARY
07/10/01 MP

ADSL transformer designed for use with Centillium IC chip CTL21DT01/L10AT01

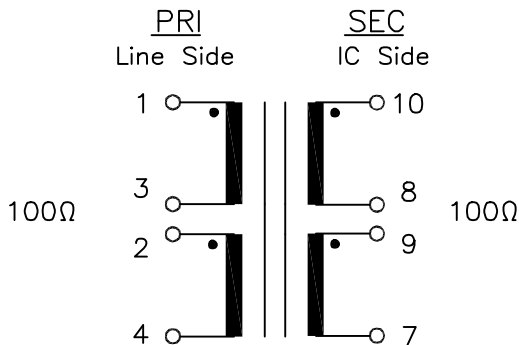
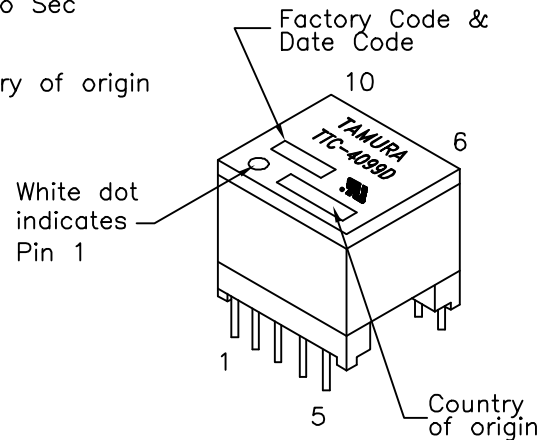
- A. Electrical Specifications (@ 25°C)
1. Primary (Line side) Impedance; 100Ω
 2. Secondary (IC side) Impedance; 100Ω
 3. Frequency Response; ±0.5dB @ 100KHz to 1.1MHz, 0dBm
 4. Insertion Loss; 0.5dB MAX @ 100KHz and 1.1MHz, 0dBm
 5. Longitudinal Balance; 40dB MIN @ 30KHz to 1.1MHz, 0dBm
 6. Primary Open Circuit Inductance; 455μH ±6% @ 10KHz, 0.1Vrms Measured (1-4) with 2 and 3 shorted
 7. Leakage Inductance; 5μH MAX @ 100KHz, 0.1Vrms Measured (1-4) with 2 & 3, 8 & 9 and 7 & 10 shorted
 8. Total Harmonic Distortion; -72dB MAX @ 10KHz
 9. DC Resistance; (1-4)=0.8Ω MAX, with 2 & 3 shorted
(7-10)=0.6Ω MAX, with 8 & 9 shorted
 10. Turns Ratio; (1-4):(7-10)=1:1.00±2%
2 & 3, and 8 & 9 shorted
 11. Dielectric Strength; 1875Vrms 1 second @ Pri to Sec



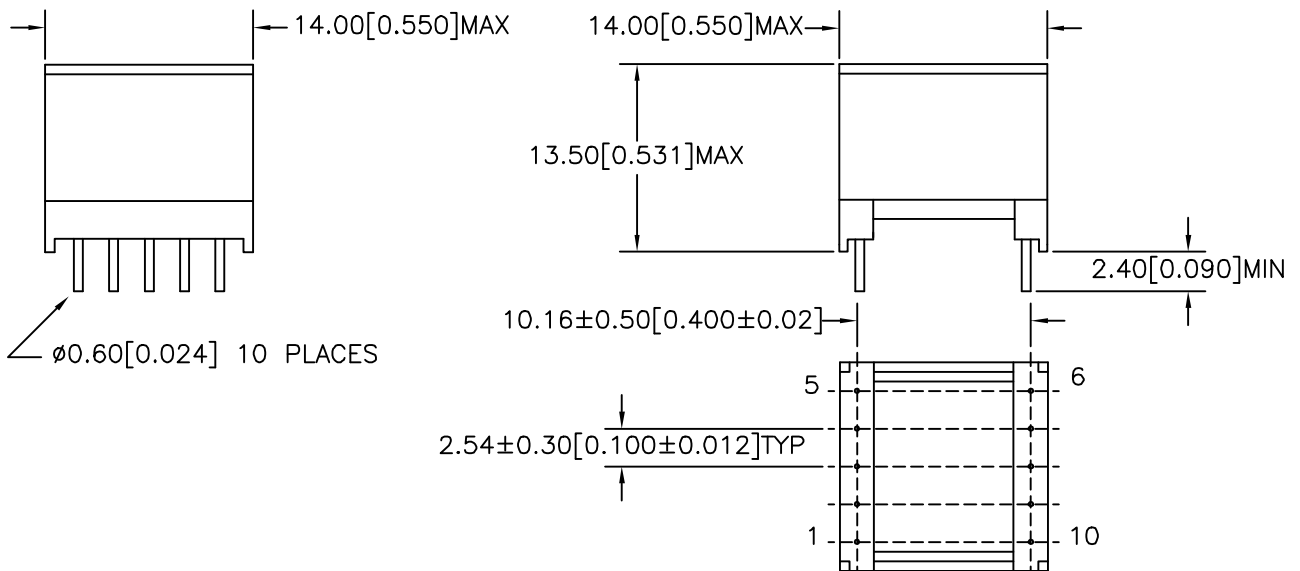
MODEL NUMBER

TTC-4099

- B. Marking; TTC-4099D, TAMURA, date code and country of origin "D" designates UL approved family classification.
- C. Safety; UL1950 3rd Edition, UL60950
- D. Schematic;



- E. Mechanical Specifications;
Dimensions without tolerances are for reference only.



PREPARED BY:

D. Rund

ENGINEER:

M. Pitchai

QUALITY CONTROL:

D. Kelley

APPROVED:

D. Kelley

DWG CONTROL NO. P-A1-12853
ACAD\TTC\A1128531.DWG

REV PRE

ADSL TRANSFORMER

TAMURA CORPORATION OF AMERICA
43352 BUSINESS PARK DRIVE, TEMECULA, CA. 92590-6624
(909) 699-1270 FAX 9096769482

TTC-4099

MODEL SPECIFICATION

DIM: mm(In) SCL: 2/1 SH: 1 OF 1

PROPRIETARY NOTICE: THIS DRAWING PRINT OR DOCUMENT AND SUBJECT MATTER DISCLOSED HEREIN ARE PROPRIETARY ITEMS TO WHICH TAMURA RETAINS THE EXCLUSIVE RIGHT OF DISSEMINATION, REPRODUCTION, MANUFACTURE AND SALE. THIS DRAWING, PRINT OR DOCUMENT IS SUBMITTED IN CONFIDENCE FOR CONSIDERATION BY THE RECIPIENT ALONE UNLESS PERMISSION FOR FURTHER DISCLOSURE IS EXPRESSLY GRANTED IN WRITING.