

ADSL transformer designed for use with Alcatel Microelectronics IC chips MTK-20450, MTK-20164 and MTK-20156

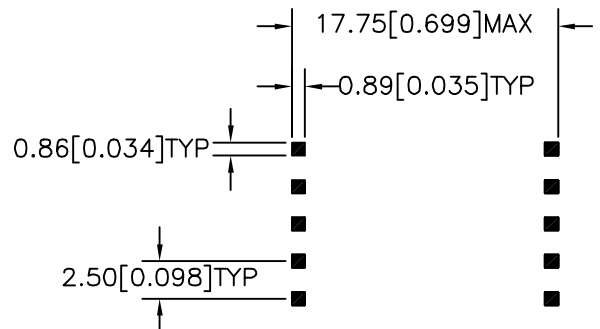
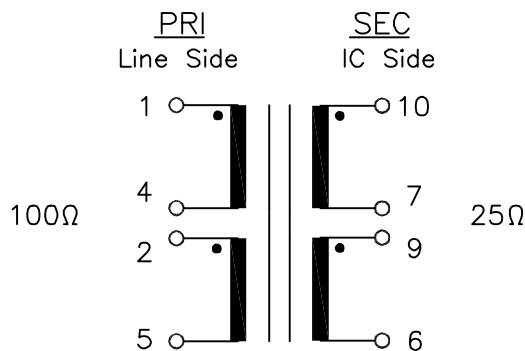
A. Electrical Specifications (@ 25°C)

1. Primary (Line side) Impedance; 100Ω
2. Secondary (IC side) Impedance; 25Ω
3. Longitudinal Balance; 50dB MIN @ 20KHz to 1.1MHz, 0dBm
4. Primary Open Circuit Inductance; 409.5μH ±5% @ 10KHz, 0.1Vrms Measured (1-5) with 2 and 4 shorted
5. Leakage Inductance; 6.5μH MAX @ 100KHz, 0.1Vrms Measured (1-5) with 2 & 4, 7 & 9 and 10 & 7 shorted
6. Total Harmonic Distortion; -78 MAX @ 30KHz, 20dBm
7. DC Resistance; (1-4)=0.684Ω MAX
(2-5)=0.684Ω MAX
(9-6)=0.336Ω MAX
(10-7)=0.336Ω MAX
8. Turns Ratio; (10-6):(1-5)=1:2.00±2%
2 & 4, and 7 & 9 shorted
9. Dielectric Strength; 1875Vrms 1 second @ Pri to Sec

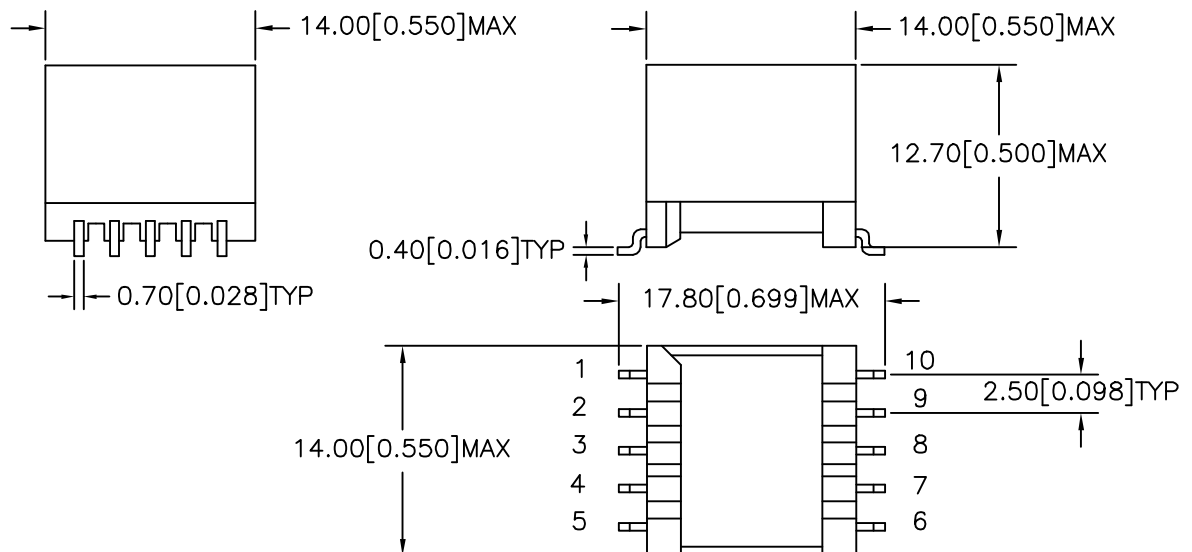
B. Marking; TTC-4082D, TAMURA, date code and country of origin "D" designates UL approved family classification.

C. Safety; UL1950 3rd Edition, UL60950, EN60950

D. Schematic and Mounting Footprint;



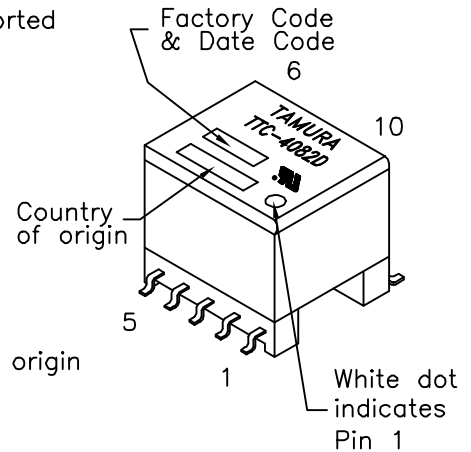
E. Mechanical Specifications;



UL# E208555

MODEL NUMBER

TTC-4082



PREPARED BY:

D. Rund

ENGINEER:

M. Pitchai

QUALITY CONTROL:

D. Kelley

APPROVED:

J. Coleman

DWG CONTROL NO.
P-A1-12730
ACAD\TTC\A1127301.DWG

REV
-

ADSL
TRANSFORMER

TAMURA CORPORATION OF AMERICA
43352 BUSINESS PARK DRIVE, TEMECULA, CA. 92590-6624
(909) 699-1270 FAX 9096769482

TTC-4082

MODEL SPECIFICATION

DIM: mm(in) SCL: 2/1 SH: 1 OF 1

PROPRIETARY NOTICE: THIS DRAWING PRINT OR DOCUMENT AND SUBJECT MATTER DISCLOSED HEREIN ARE PROPRIETARY ITEMS TO WHICH TAMURA RETAINS THE EXCLUSIVE RIGHT OF DISSEMINATION, REPRODUCTION, MANUFACTURE AND SALE. THIS DRAWING, PRINT OR DOCUMENT IS SUBMITTED IN CONFIDENCE FOR CONSIDERATION BY THE RECIPIENT ALONE UNLESS PERMISSION FOR FURTHER DISCLOSURE IS EXPRESSLY GRANTED IN WRITING.