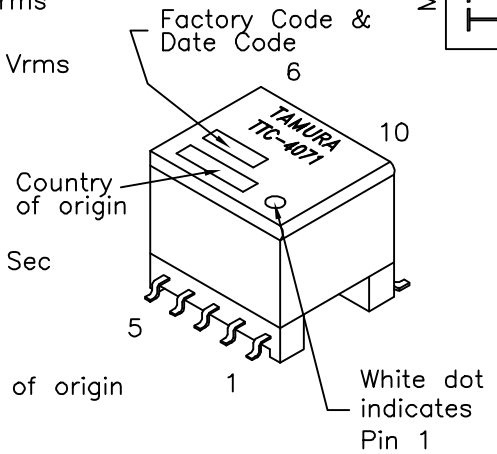
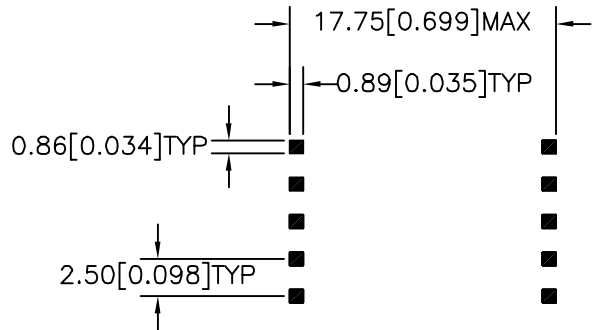
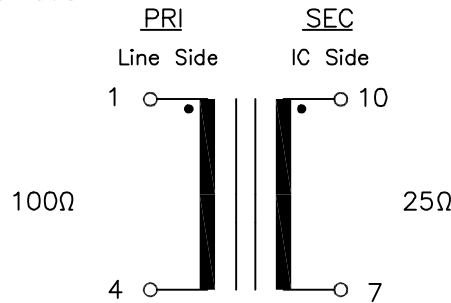


- A. Electrical Specifications (@ 25° C)
1. Primary (Line side) Impedance; 100Ω
  2. Secondary (IC side) Impedance; 25Ω
  3. Primary Open Circuit Inductance; 75μH ±5% @ 100KHz, 1Vrms Measured (1-4)
  4. Leakage Inductance; 12.0μH MAX @ 100KHz, 0.1Vrms Measured (1-4) with 7 & 10 shorted
  5. Innerwinding Capacitance; 35pF MAX @100KHz, 0.1Vrms Measured 1-10
  6. DC Resistance;
    - (1-4)=2.0Ω MAX
    - (7-10)=0.55Ω MAX
  7. Turns Ratio; (10-7):(1-4) = 1:2.00±2%
  8. Dielectric Strength; 2000Vrms 1 second @ Pri to Sec
  9. Total Harmonic Distortion; -80dB MAX @ 100KHz

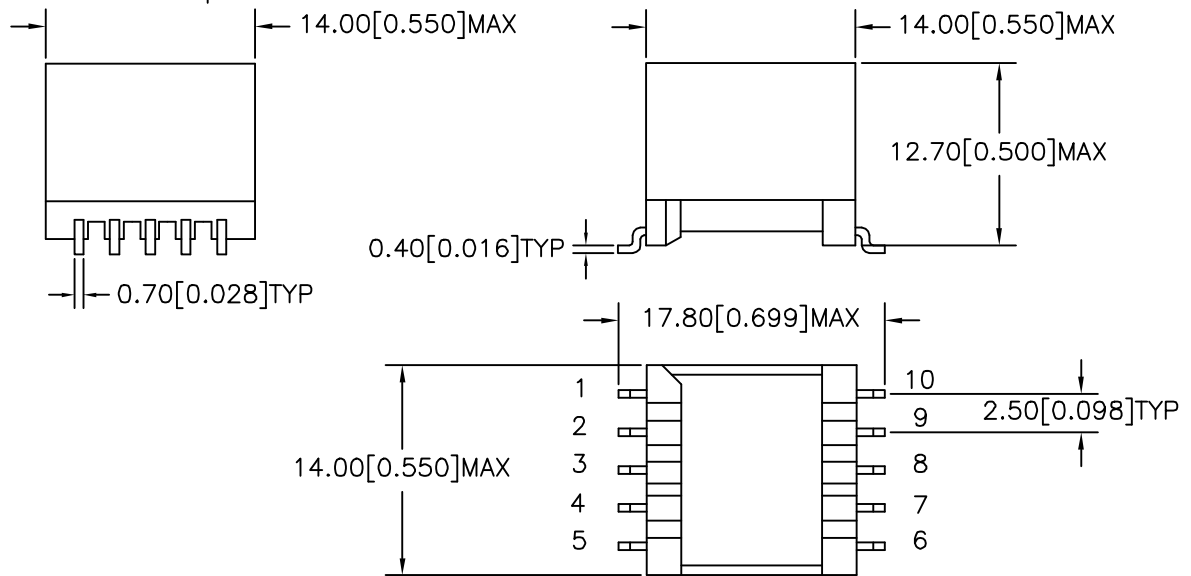


- B. Marking; TTC-4071, TAMURA, date code and country of origin
- C. Safety: Complies with UL1950 3rd Edition

D. Schematic



E. Mechanical Specifications



PREPARED BY:

D. Rund

ENGINEER:

M. Pitchai

QUALITY CONTROL:

D. Kelley

APPROVED:

J. Coleman

DWG CONTROL NO.  
P-A1-12646  
ACAD\TTC\A1126461.DWG

REV  
PRE

ADSL THROUGH HOLE  
TRANSFORMER

**TAMURA CORPORATION OF AMERICA**  
43352 BUSINESS PARK DRIVE, TEMECULA, CA. 92590-6624  
(909) 699-1270 FAX 9096769482

**TTC-4071**

MODEL SPECIFICATION

DIM: mm(in) SCL: 2/1 SH: 1 OF 1

PROPRIETARY NOTICE: THIS DRAWING PRINT OR DOCUMENT AND SUBJECT MATTER DISCLOSED HEREIN ARE PROPRIETARY ITEMS TO WHICH TAMURA RETAINS THE EXCLUSIVE RIGHT OF DISSEMINATION, REPRODUCTION, MANUFACTURE AND SALE. THIS DRAWING, PRINT OR DOCUMENT IS SUBMITTED IN CONFIDENCE FOR CONSIDERATION BY THE RECIPIENT ALONE UNLESS PERMISSION FOR FURTHER DISCLOSURE IS EXPRESSLY GRANTED IN WRITING.