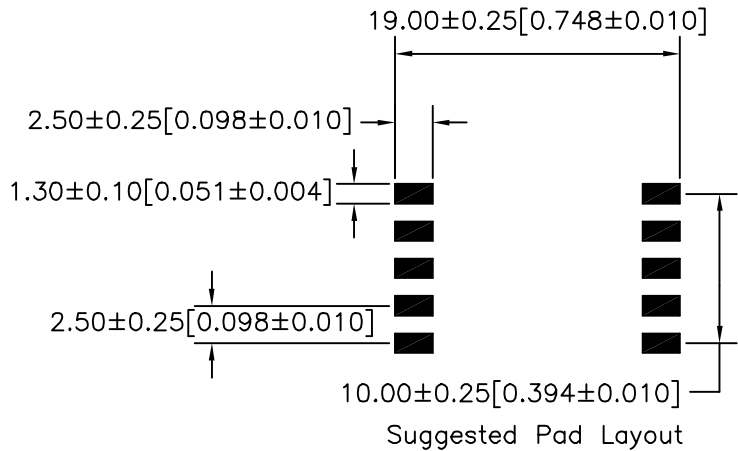
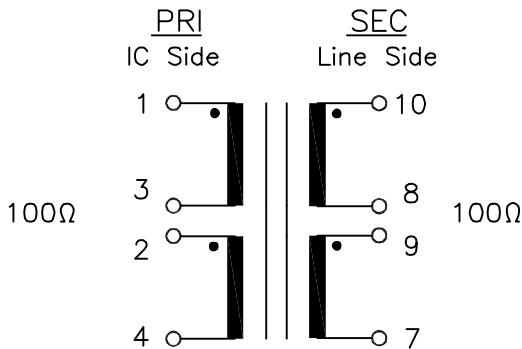
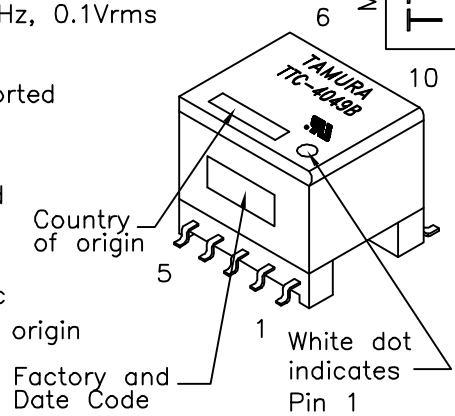


ADSL transformer designed for use with Centillium IC chips
CT-L22SU15 (CPE Side), CT-L42DU30 (CPE Side)

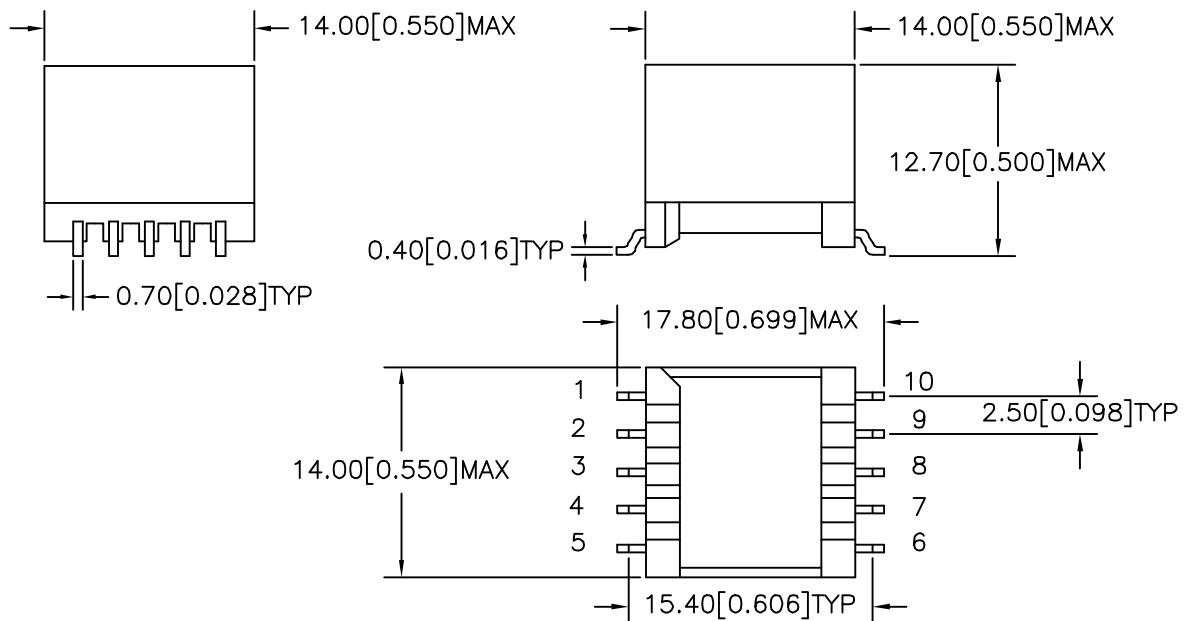
- A. Electrical Specifications (@ 25°C)
1. Primary (IC side) Impedance; 100Ω
 2. Secondary (Line side) Impedance; 100Ω
 3. Frequency Response; ±1.0dB @ 30KHz to 1.1MHz, 0dBm
 4. Insertion Loss; 0.5dB MAX @ 100KHz, 0dBm
 5. Longitudinal Balance; 40dB MIN @ 25KHz to 1.1MHz, 0dBm
 6. Primary Open Circuit Inductance; 5.0mH ±10% @ 10KHz, 0.1Vrms Measured (1-4) with 2 and 3 shorted
 7. Leakage Inductance; 18μH MAX @ 100KHz, 0.1Vrms Measured (1-4) with 2 & 3, 8 & 9 and 7 & 10 shorted
 8. Total Harmonic Distortion; -80dB MAX @ 30KHz
 9. DC Resistance; (1-4)=3.0Ω MAX, with 2 & 3 shorted (7-10)=3.0Ω MAX, with 8 & 9 shorted
 10. Turns Ratio; (1-4):(7-10)=1:1.00±2%
2 & 3, and 8 & 9 shorted
 11. Dielectric Strength; 1875Vrms 1 second @ Pri to Sec
- B. Marking; TTC-4049B, TAMURA, date code and country of origin
"B" designates UL approved family classification
- C. Safety; UL1950 3rd Edition, UL60950, EN60950
- D. Schematic;



MODEL NUMBER
TTC-4049



E. Mechanical Specifications;



PREPARED BY:

D. Rund

ENGINEER:

M. Pitchai

QUALITY CONTROL:

D. Kelley

APPROVED:

J. Coleman

DWG CONTROL NO.
P-A1-12472
ACAD\TTC\A1124721.DWG

REV

-

ADSL
TRANSFORMER

TAMURA CORPORATION OF AMERICA

43352 BUSINESS PARK DRIVE, TEMECULA, CA. 92590-6624
(909) 699-1270 FAX 9096769482

TTC-4049

MODEL SPECIFICATION

DIM: mm(in) SCL: 2/1 SH: 1 OF 1

PROPRIETARY NOTICE: THIS DRAWING PRINT OR DOCUMENT AND SUBJECT MATTER DISCLOSED HEREIN ARE PROPRIETARY ITEMS TO WHICH TAMURA RETAINS THE EXCLUSIVE RIGHT OF DISSEMINATION, REPRODUCTION, MANUFACTURE AND SALE. THIS DRAWING, PRINT OR DOCUMENT IS SUBMITTED IN CONFIDENCE FOR CONSIDERATION BY THE RECIPIENT ALONE UNLESS PERMISSION FOR FURTHER DISCLOSURE IS EXPRESSLY GRANTED IN WRITING.