

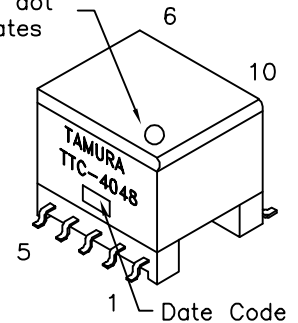
REV. Status  
PRELIMINARY  
04/25/00 MP

ADSL transformer designed for use with Centillium IC chip G-L21SC04 (CO Side)

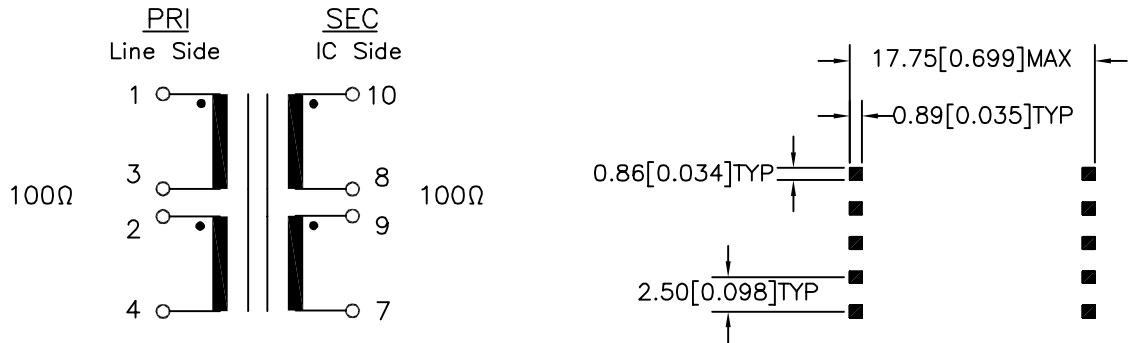
MODEL NUMBER  
**TTC-4048**

- A. Electrical Specifications (@ 25°C)
1. Primary (Line side) Impedance; 100Ω
  2. Secondary (IC side) Impedance; 100Ω
  3. Frequency Response; ±0.5dB @ 100KHz to 1.1MHz, 0dBm
  4. Insertion Loss; 0.5dB MAX @ 100KHz, 0dBm
  5. Longitudinal Balance; 40dB MIN @ 30KHz to 1.1MHz, 0dBm
  6. Primary Open Circuit Inductance; 440μH ±5% @ 10KHz, 0.1Vrms Measured (1-4) with 2 and 3 shorted
  7. Leakage Inductance; 5μH MAX @ 100KHz, 0.1Vrms Measured (1-4) with 2 & 3, 8 & 9 and 7 & 10 shorted
  8. Total Harmonic Distortion; -85dB MAX @ 40KHz
  9. DC Resistance; (1-4)=1.0Ω MAX, with 2 & 3 shorted (7-10)=1.0Ω MAX, with 8 & 9 shorted
  10. Turns Ratio; (1-4):(7-10)=1:1.00±2% 2 & 3, and 8 & 9 shorted
  11. Dielectric Strength; 1875Vrms 1 second @ Pri to Sec

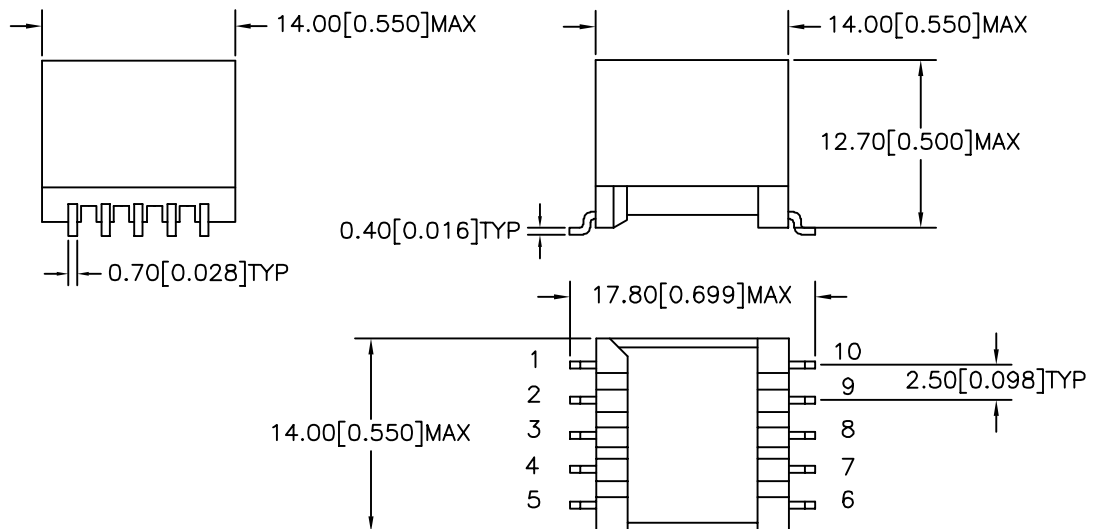
White dot indicates Pin 1



- B. Marking; TTC-4048, TAMURA, date code and country of origin  
C. Safety; Complies with UL1950 3rd Edition and IEC950  
D. Schematic;



E. Mechanical Specifications;



PREPARED BY:

D. Rund

ENGINEER:

M. Pitchai

QUALITY CONTROL:

APPROVED:

J. Coleman

DWG CONTROL NO.  
P-A1-12471  
ACAD\TTC\A1124711.DWG

REV  
PRE

ADSL  
TRANSFORMER

**TTC-4048**

MODEL SPECIFICATION

CONTENTS OF THIS DRAWING ARE SUBJECT TO CHANGE WITHOUT PRIOR NOTICE

**TAMURA CORPORATION OF AMERICA**  
43352 BUSINESS PARK DRIVE, TEMECULA, CA. 92590-6624  
(909) 699-1270 FAX 9096769482

DIM: mm(In) SCL: 2/1 SH: 1 OF 1

PROPRIETARY NOTICE: THIS DRAWING PRINT OR DOCUMENT AND SUBJECT MATTER DISCLOSED HEREIN ARE PROPRIETARY ITEMS TO WHICH TAMURA RETAINS THE EXCLUSIVE RIGHT OF DISSEMINATION, REPRODUCTION, MANUFACTURE AND SALE. THIS DRAWING, PRINT OR DOCUMENT IS SUBMITTED IN CONFIDENCE FOR CONSIDERATION BY THE RECIPIENT ALONE UNLESS PERMISSION FOR FURTHER DISCLOSURE IS EXPRESSLY GRANTED IN WRITING.