

AUDIO COUPLING MINIATURE ENCAPSULATED TRANSFORMER DESIGNED TO OPERATE WITH 50mW MAX IN SECONDARY AND REFLECT A PRIMARY SOURCE IMPEDANCE OF APPROXIMATELY 1KΩ WITH 600Ω LOAD ON SECONDARY.

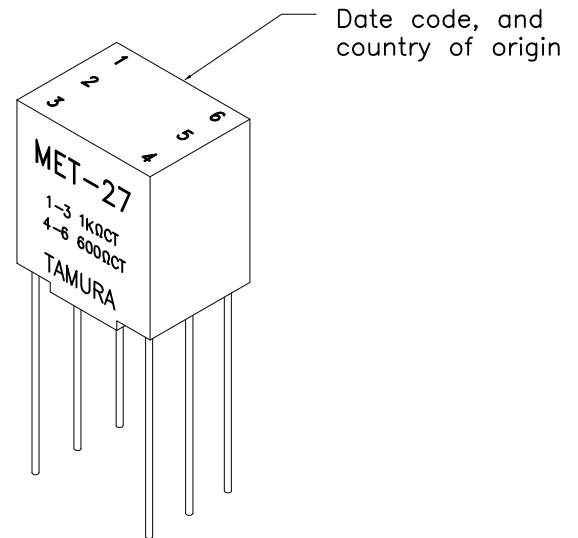
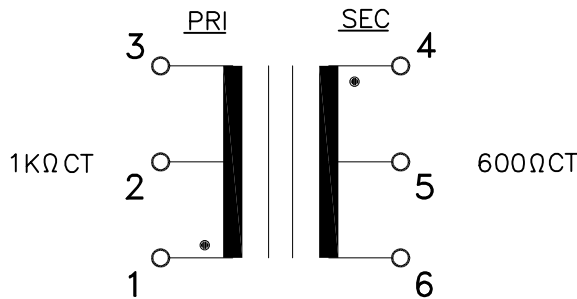
A. Electrical Specifications (@ 20 ° C)

1. Pri Source Impedance; 1KΩ CT
2. Sec Load Impedance; 600Ω CT
3. Pri DC Current; 3 mA MAX
4. Operating Level; 50 mW MAX @ 300 Hz
5. Frequency Response (relative to 1 KHz); ±2.0 dB, @ 300 Hz to 100 KHz
6. Longitudinal Balance; 60 dB MIN @ 1 KHz
7. DC Resistance;
 - (1-3) 95Ω ±20%
 - (4-6) 85Ω ±20%
8. Turns Ratio; (1-3) : (4-6) = 1.29 : 1 ±2%
9. Dielectric Strength; 60Hz 500 Vrms 0.5 minute @ Pri - Sec

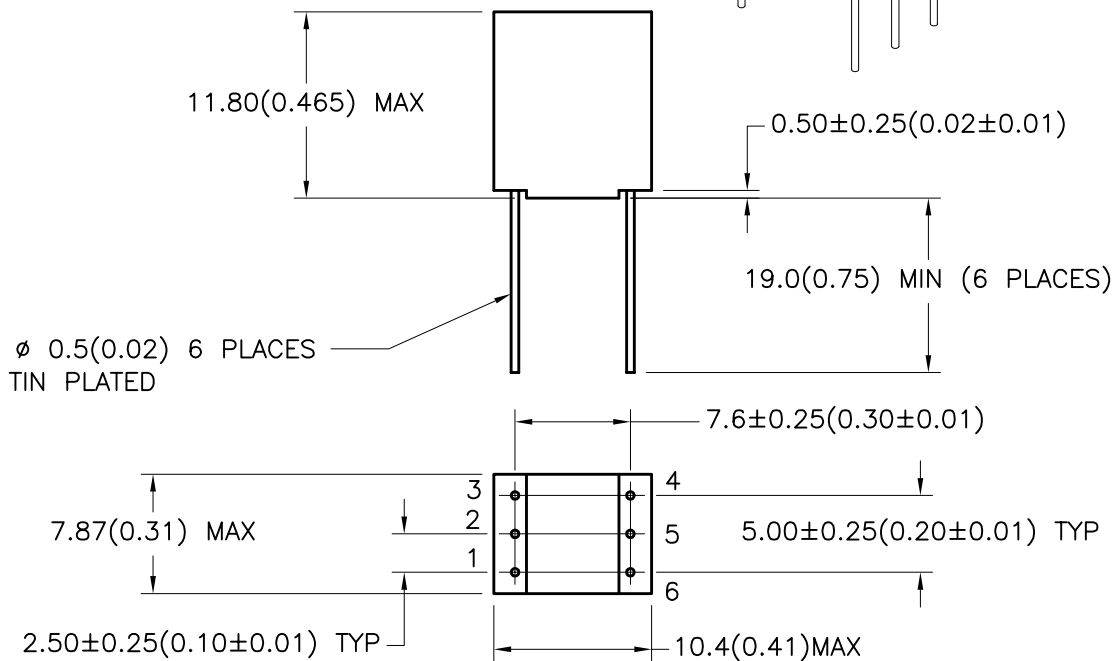


B. Marking; MET-27, TAMURA, Primary and Secondary Impedance, pin numbers, date code and country of origin

C. Schematic Diagram



D. Mechanical Specifications



TOLERANCES (mm)	
≤ 4	± 0.2
4 ≤ 20	± 0.3
20 ≤ 50	± 0.4

PREPARED BY:
K. BRENNAN

ENGINEER: M. PITCHAI	DWG CONTROL NO. P-A1-11329 ACAD\MET\A1113291.DWG	REV A	AUDIO COUPLING MINIATURE ENCAPSULATED TRANSFORMER	MET-27 MODEL SPECIFICATION	
QUALITY CONTROL: T. CLEM	CONTENTS OF THIS DRAWING ARE SUBJECT TO CHANGE WITHOUT PRIOR NOTICE		TAMURA CORPORATION OF AMERICA 43352 BUSINESS PARK DRIVE, TEMECULA, CA. 92590-6624 (951) 699-1270 FAX 9516769482		
APPROVED: Y. SEKIGUCHI	PROPRIETARY NOTICE: THIS DRAWING PRINT OR DOCUMENT AND SUBJECT MATTER DISCLOSED HEREIN ARE PROPRIETARY ITEMS TO WHICH TAMURA RETAINS THE EXCLUSIVE RIGHT OF DISSEMINATION, REPRODUCTION, MANUFACTURE AND SALE. THIS DRAWING, PRINT OR DOCUMENT IS SUBMITTED IN CONFIDENCE FOR CONSIDERATION BY THE RECIPIENT ALONE UNLESS PERMISSION FOR FURTHER DISCLOSURE IS EXPRESSLY GRANTED IN WRITING.				