

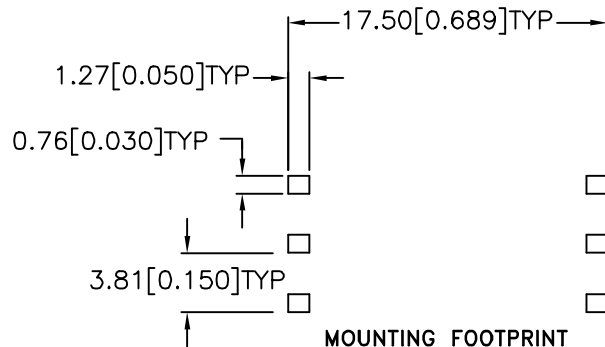
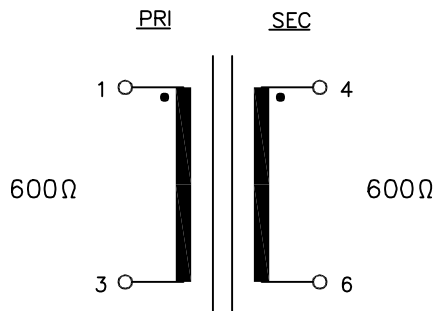
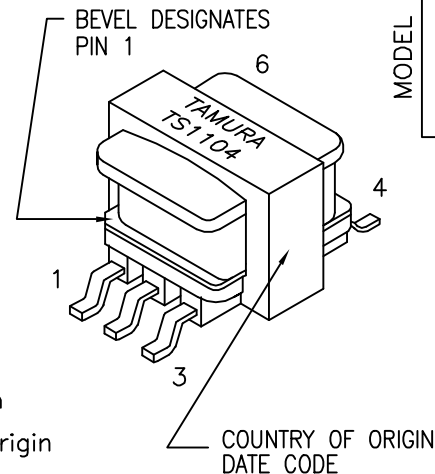
SURFACE MOUNT HYBRID TRANSFORMER



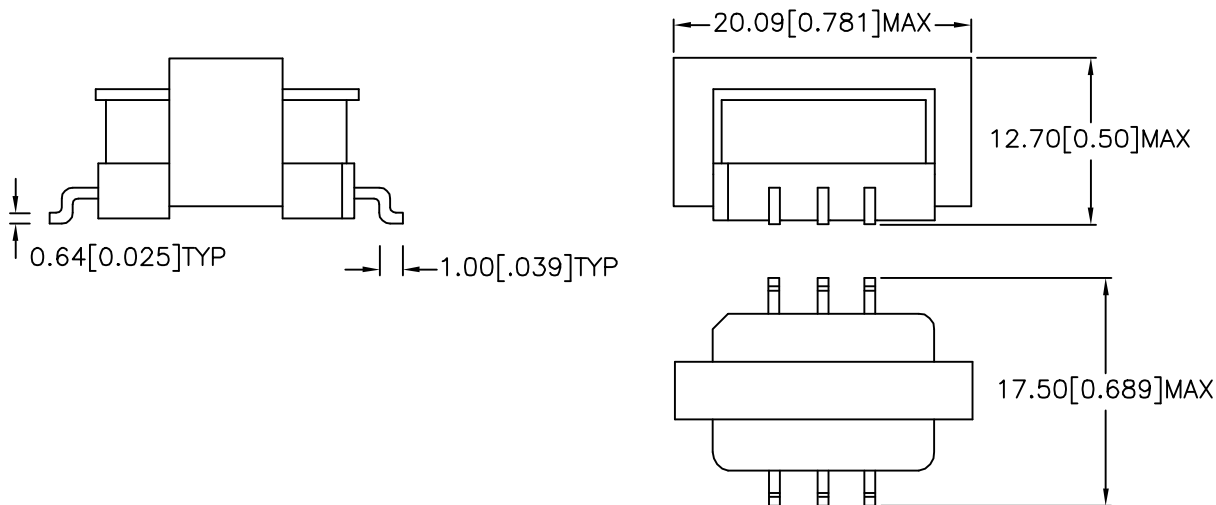
MODEL NUMBER

TS1104

- A. Electrical specifications (@ 25°C)
1. Pri source impedance; 600Ω
  2. Sec load impedance; 600Ω
  3. MAX output power; -45~+7dBm
  4. Frequency response; ±0.5, 300Hz to 3.5KHz
  5. DC unbalance; 0mA
  6. Return loss; 26dB MIN @ 1KHz
  7. Insertion loss; 1.5dB MAX @ 1KHz, 0dBm
  8. Longitudinal balance; 60dB MIN @ 200Hz to 1KHz
  9. DC resistance;
    - (1-3)= 46.0Ω ± 20%
    - (4-6)= 63.0Ω ± 20%
  10. Turns ratio;
    - (1-3) : (4-6) = 1 : 1.06 ± 3%
  11. Dielectric strength;
    - 1500Vrms 1 minute @ Pri to Sec, Pri to Core
    - 500Vrms 1 minute @ Sec to Core
  12. Total harmonic distortion; 0.5% MAX @ 300Hz, 0dBm
- B. Marking; TS1104, TAMURA, date code and country of origin
- C. Safety; CSA-C22.2 No. 950-M89 File No. 138028  
UL1459, UL1950 File No. 138028
- D. Schematic diagram



- E. Mechanical specifications  
All dimensions shown are nominal unless otherwise specified



PREPARED BY:

D. Rund

ENGINEER:

Y. Sekiguchi

QUALITY CONTROL:

D. Kelley

APPROVED:

J. Coleman

DWG CONTROL NO.  
P-A1-12827  
ACAD\A1128271.DWG

REV  
-

TELECOMMUNICATION SURFACE MOUNT  
DRY COUPLING TRANSFORMER

**TAMURA CORPORATION OF AMERICA**  
43352 BUSINESS PARK DRIVE, TEMECULA, CA. 92590-6624  
(909) 699-1270 FAX 9096769482

TS1104

MODEL SPECIFICATION

DIM: mm(In) SCL: 2/1 SH: 1 OF 1

PROPRIETARY NOTICE: THIS DRAWING PRINT OR DOCUMENT AND SUBJECT MATTER DISCLOSED HEREIN ARE PROPRIETARY ITEMS TO WHICH TAMURA RETAINS THE EXCLUSIVE RIGHT OF DISSEMINATION, REPRODUCTION, MANUFACTURE AND SALE. THIS DRAWING, PRINT OR DOCUMENT IS SUBMITTED IN CONFIDENCE FOR CONSIDERATION BY THE RECIPIENT ALONE UNLESS PERMISSION FOR FURTHER DISCLOSURE IS EXPRESSLY GRANTED IN WRITING.