




MINIATURE ENCAPSULATED TELECOMMUNICATION HIGH IMPEDANCE TRANSFORMER

A. Electrical Specifications (@ 25° C)

1. Primary Impedance; 30kΩ
2. Secondary Impedance; 30kΩ
3. Primary Inductance; 30H MIN @ 200Hz, 10mVrms, Lp
Measured (1-3)
4. Leakage Inductance; 80mH MAX @ 1kHz, 10mVrms, (67mH TYP)
Measured (1-3) with 6 & 4 shorted
5. DC Resistance;
(1-3):1650Ω ±15%
(6-4):1650Ω ±15%
6. Turns Ratio; (1-3):(6-4)=1:1.00 ±2%
7. Core Loss; 110kΩ MIN @ 200Hz, 10mVrms, Rp
Measured (1-3)
8. Dielectric Strength; 1875Vrms 1 second @ Pri-Sec

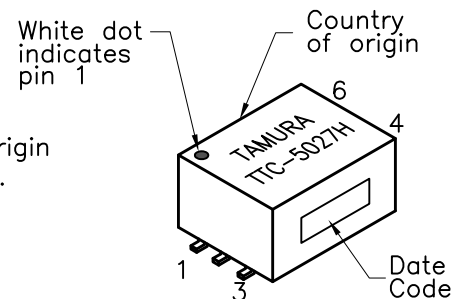


MODEL NUMBER

TTC-5027

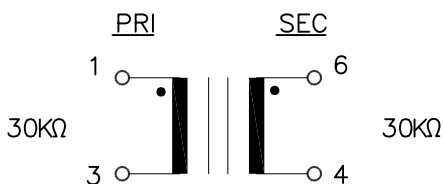


UL #E208555



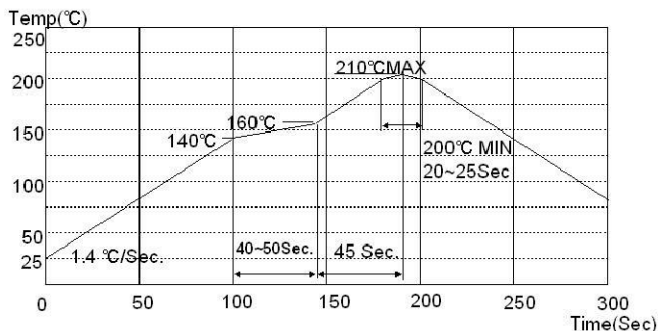
- B. Marking; TTC-5027H, TAMURA, date code and country of origin
"H" designates Safety Agency Approved family classification.
- C. Safety; Certified to UL60950, EN60950

D. Schematic;

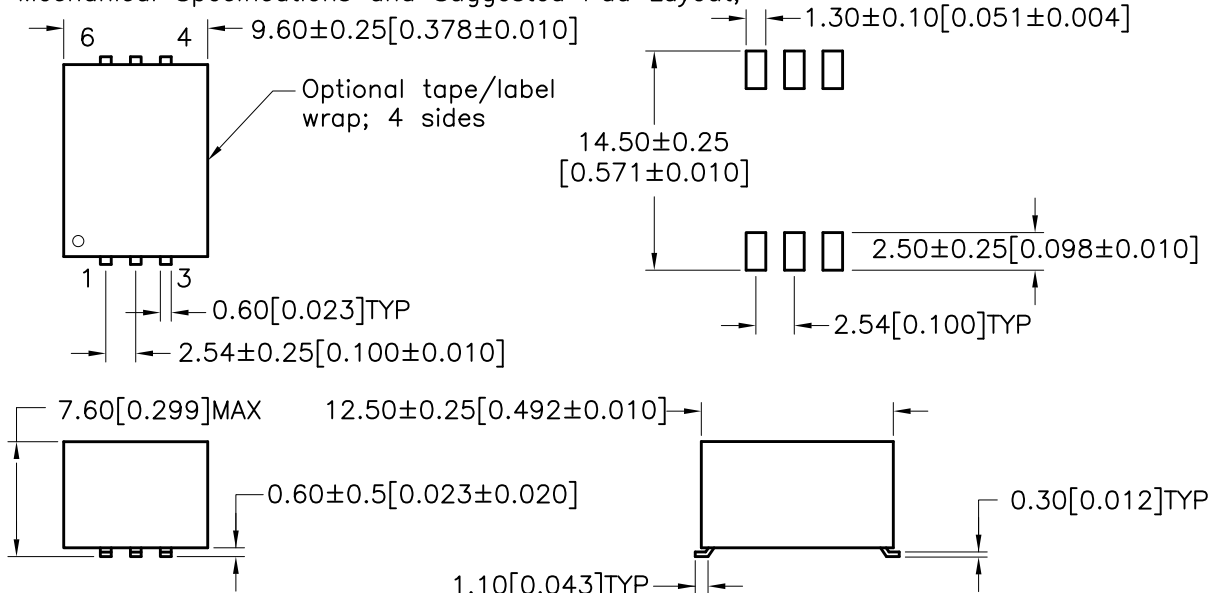


E. Suggested Reflow Profile (Terminal)

Customer to determine proper profile based on actual conditions.



E. Mechanical Specifications and Suggested Pad Layout;



PREPARED BY:

K. BRENNAN

ENGINEER:

M. PITCHAI

SAFETY ENGINEER

B. OCONNELL

APPROVED:

Y. SEKIGUCHI

DWG CONTROL NO.
P-A1-13174
ACAD\TTC\A1131741.DWG

REV
D

TELECOMMUNICATION
TRANSFORMER

TAMURA CORPORATION OF AMERICA
43352 BUSINESS PARK DRIVE, TEMECULA, CA. 92590-6624
(951) 699-1270 FAX 9516769482

TTC-5027

MODEL SPECIFICATION

DIM: mm(In) SCL: 1/1 SH: 1 OF 1

PROPRIETARY NOTICE: THIS DRAWING PRINT OR DOCUMENT AND SUBJECT MATTER DISCLOSED HEREIN ARE PROPRIETARY ITEMS TO WHICH TAMURA RETAINS THE EXCLUSIVE RIGHT OF DISSEMINATION, REPRODUCTION, MANUFACTURE AND SALE. THIS DRAWING, PRINT OR DOCUMENT IS SUBMITTED IN CONFIDENCE FOR CONSIDERATION BY THE RECIPIENT ALONE UNLESS PERMISSION FOR FURTHER DISCLOSURE IS EXPRESSLY GRANTED IN WRITING.