

REVISION - 01/20/95 TS
REVISION A ADDED PM35-M MICROTRAN 10/27/95 TS
REVISION B ADDED RoHS 12/05/05 MP

AUDIO COUPLING MINIATURE ENCAPSULATED TRANSFORMER DESIGNED TO OPERATE 50mW MAX IN PRIMARY AND REFLECT A PRIMARY SOURCE IMPEDANCE OF APPROXIMATELY 500Ω WITH 50Ω LOAD ON SECONDARY.

A. Electrical Specifications (@ 20 ° C)

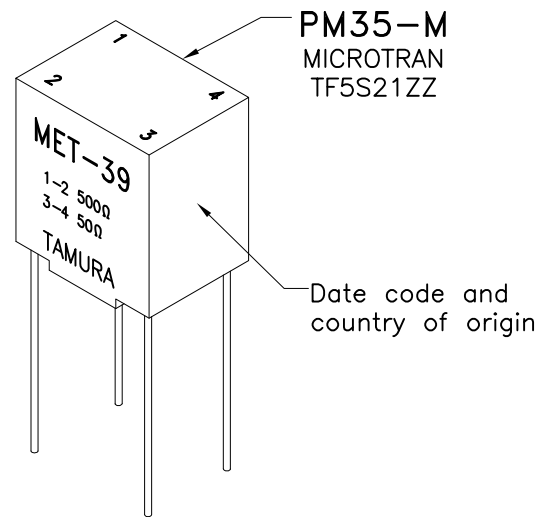
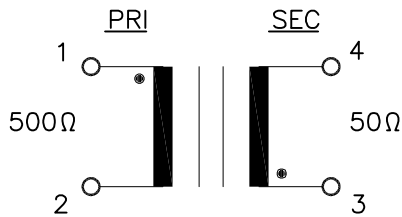
1. Pri Source Impedance; 500Ω
2. Sec Load Impedance; 50 Ω
3. Pri DC Current; 3 mA MAX
4. Operating Level; 50 mW MAX @ 300 Hz
5. Frequency Response (relative to 1 KHz); ±2.0 dB, @ 300 Hz to 100 KHz
6. Longitudinal Balance; 60 dB MIN @ 1 KHz
7. DC Resistance;
 - (1-2) 55Ω ±20%
 - (3-4) 8Ω ±20%
8. Turns Ratio; (1-2) : (3-4) = 3.16 : 1.00 ±2%
9. Dielectric Strength; 500 Vrms 0.5 minute @ Pri - Sec



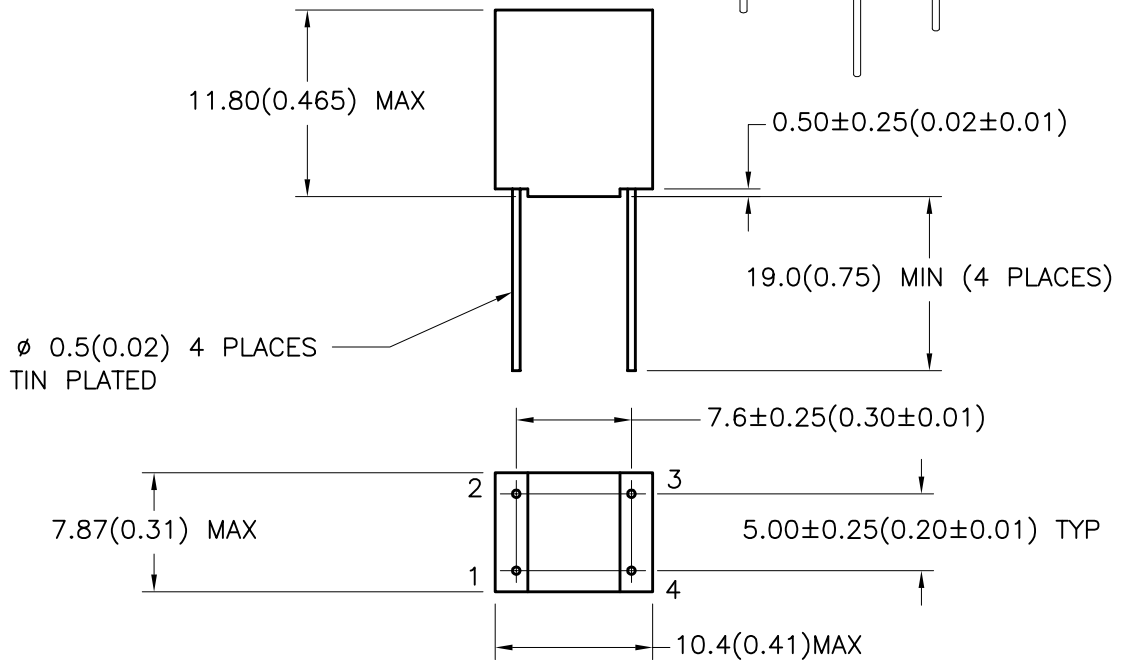
MODEL NUMBER
MET-39

B. Marking; MET-39, TAMURA, Primary and Secondary Impedance, pin numbers, PM35-M, MICROTRAN, TF5S21ZZ, 196-date code and country of origin

C. Schematic Diagram



D. Mechanical Specifications



TOLERANCES (mm)	
≤ 4	± 0.2
4 ≤ 20	± 0.3
20 ≤ 50	± 0.4

PREPARED BY:
K. BRENNAN

ENGINEER:
M. PITCHAI

QUALITY CONTROL:
T. CLEM

APPROVED:
Y. SEKIGUCHI

DWG CONTROL NO.
P-A1-11233
ACAD\MET\A1112331.DWG

REV
B

AUDIO COUPLING
MINIATURE ENCAPSULATED TRANSFORMER
TAMURA CORPORATION OF AMERICA
43352 BUSINESS PARK DRIVE, TEMECULA, CA. 92590-6624
(951) 699-1270 FAX 9516769482

MET-39

MODEL SPECIFICATION
DIM: mm(In) SCL: 2/1 SH: 1 OF 1

PROPRIETARY NOTICE: THIS DRAWING PRINT OR DOCUMENT AND SUBJECT MATTER DISCLOSED HEREIN ARE PROPRIETARY ITEMS TO WHICH TAMURA RETAINS THE EXCLUSIVE RIGHT OF DISSEMINATION, REPRODUCTION, MANUFACTURE AND SALE. THIS DRAWING, PRINT OR DOCUMENT IS SUBMITTED IN CONFIDENCE FOR CONSIDERATION BY THE RECIPIENT ALONE UNLESS PERMISSION FOR FURTHER DISCLOSURE IS EXPRESSLY GRANTED IN WRITING.