

Audio Transformers

PC Mount

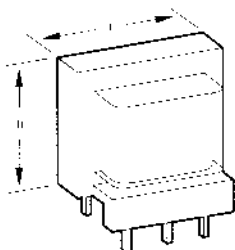


Figure A

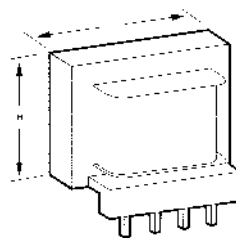


Figure B

:: Description

Triad produces a wide assortment of audio transformers for use in printed circuit designs. These transformers fill a broad application spectrum in the audio industry. Triad audio printed circuit transformers are used in line matching, telephone coupling, pulse trigger, interstage, output, isolation and input applications.

:: Specifications

Frequency Response Ranges: 200 - 15,000 Hz
Impedance Matching: 10% over frequency range

:: Plug-in Printed Circuit Audio Transformers

Section	Type No.	Output mW	Primary Impedance	Secondary Impedance	Figure	Pri. DC Unbalance	Dimensions							Wt. Oz.
							H	D	L	A	B	C	J	
A	TY-141P	100	10,000 CT	10,000 CT	A	4 Ma	$\frac{7}{8}$	$\frac{19}{32}$	$\frac{13}{16}$	$\frac{3}{16}$	$\frac{7}{64}$	$\frac{3}{16}$	0.042	.51
	TY-142P	100	10,000 CT	2,000 CT	A	4 Ma	$\frac{7}{8}$	$\frac{19}{32}$	$\frac{13}{16}$	$\frac{3}{16}$	$\frac{7}{64}$	$\frac{3}{16}$	0.042	.51
	TY-144P	100	15,000 CT	15,000 CT	A	4 Ma	$\frac{7}{8}$	$\frac{19}{32}$	$\frac{13}{16}$	$\frac{3}{16}$	$\frac{7}{64}$	$\frac{3}{16}$	0.042	.51
	TY-145P	100	600 CT	600 CT	A	15 Ma	$\frac{7}{8}$	$\frac{19}{32}$	$\frac{13}{16}$	$\frac{3}{16}$	$\frac{7}{64}$	$\frac{3}{16}$	0.042	.51
	TY-146P	1 Watt	600 CT/150§	600 CT/150§	B	•	1 $\frac{1}{8}$	1 $\frac{1}{8}$	1 $\frac{1}{8}$	$\frac{13}{64}$	$\frac{1}{32}$	$\frac{3}{16}$	0.042	3.0

§ Split winding CT = Center Tap

:: Outline Dimensions

Technical Notes

1. Plug-in terminals are spaced to provide fixed mounting centers.

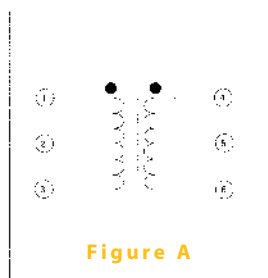


Figure A

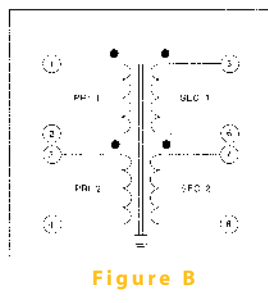
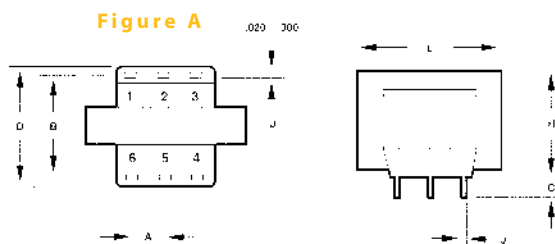


Figure B

