

# 3M™ Wire Insertion Tool, 3430-1000

## Instructions

### General

All the 3M™ IDC Connectors, with the exception of the D-subminiature and CHG connectors, can be terminated to discrete wire by using the Wire Insertion Tool, 3430-1000. For connectors terminated to round flat cable, 3M™ Locator Plates and Presses are recommended.

### Assembly

1. Position the conductor over the “U” contact. (Figure 1)
2. Visually line the deeper grooves of the wire insertion tool parallel to the contact. (Figure 2)
3. Holding the tool perpendicular to the contact, push the tool down fully seating the wire within the contact.
4. Excessive conductor lengths can be trimmed with a sharp blade against the connector surface. (Figure 3)
5. For protective cover – remove the paper liner, align the cover latches with the body slots and push cover down firmly until the cover latches are in place. (Figure 4)




Figure 1

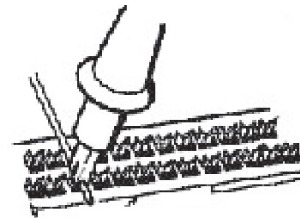


Figure 2

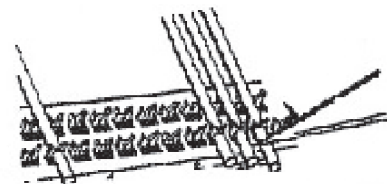


Figure 3

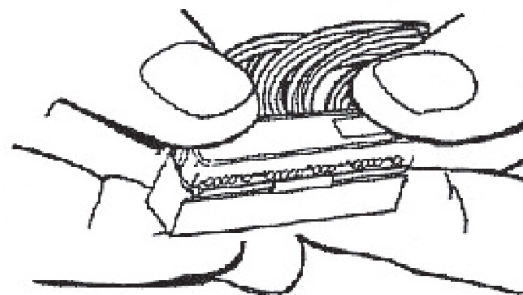


Figure 4



3M is a trademark of 3M Company.

### **Important Notice**

All statements, technical information, and recommendations related to 3M's products are based on information believed to be reliable, but the accuracy or completeness is not guaranteed. Before using this product, you must evaluate it and determine if it is suitable for your intended application. You assume all risks and liability associated with such use. Any statements related to the product which are not contained in 3M's current publications, or any contrary statements contained on your purchase order shall have no force or effect unless expressly agreed upon, in writing, by an authorized officer of 3M.

### **Warranty; Limited Remedy; Limited Liability.**

This product will be free from defects in material and manufacture for a period of one year from the time of purchase. **3M MAKES NO OTHER WARRANTIES INCLUDING, BUT NOT LIMITED TO, ANY IMPLIED WARRANTY OF MERCHANTABILITY OR FITNESS FOR A PARTICULAR PURPOSE.** If this product is defective within the warranty period stated above, your exclusive remedy shall be, at 3M's option, to replace or repair the 3M product or refund the purchase price of the 3M product. **Except where prohibited by law, 3M will not be liable for any indirect, special, incidental or consequential loss or damage arising from this 3M product, regardless of the legal theory asserted.**



**Electronic Solutions Division**  
**Interconnect Products**  
6801 River Place Blvd.  
Austin, TX 78726-9000  
800 225 5373  
[www.3M.com/interconnects](http://www.3M.com/interconnects)

Please recycle. Printed in USA.  
© 3M 2008. All rights reserved.  
78-9100-7072-7