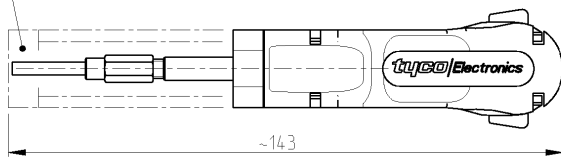


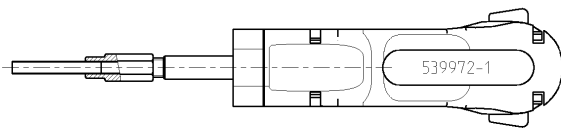
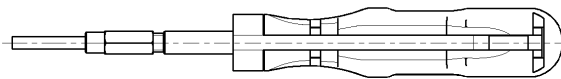
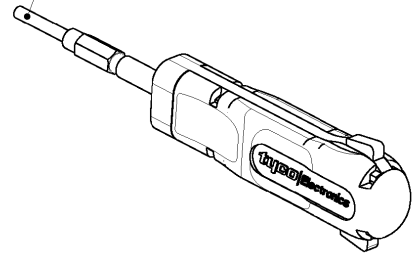
THIS DRAWING IS UNPUBLISHED. RELEASED FOR PUBLICATION 2003
 © COPYRIGHT 2003 BY TYCO ELECTRONICS CORPORATION. ALL RIGHTS RESERVED.

LOC	DIST	REVISIONS				
P	LTR	DESCRIPTION	DATE	DWN	APVD	
A		EGCO-0137-03	20DEC2003	ZA	-	
A1		EGCO-0153-04	26MAY2004	ZA	-	
A2		EGCO-0196-04	07JUL2004	ZA	-	

COVER SLIDE
Schutzschieber



EXTRACTION TUBE (SPARE PART)
5-1579007-0



FOR CONTACTS:

- UMNL PIN/SOCKET
- PIN/SOCKET TYPE III
- PIN/SOCKET CI 2
- SOCKET 1.5mm

(REPLACEMENT FOR TOOLS 150807-0, 518082-1, 539964-1, 725840-1,-2, 876047-1)

<small>THIS DRAWING IS A CONTROLLED DOCUMENT FOR TYCO ELECTRONICS CORPORATION IT IS SUBJECT TO CHANGE AND THE CONTROLLING ENGINEERING ORGANIZATION SHOULD BE CONTACTED FOR THE LATEST REVISION.</small>		DWN J. ZAJICEK 20DEC2003 CHK - APVD -	tyco Electronics	tyco Electronics AMP GmbH D - 64625 Bensheim
DIMENSIONS: mm	TOLERANCES UNLESS OTHERWISE SPECIFIED: 0. PLC ±0.1 1. PLC ±0.1 2. PLC ±0.1 3. PLC ±0.1 4. PLC ±0.1 ANGLES ±0.5°	PRODUCT SPEC - APPLICATION SPEC - WEIGHT -	NAME EXTRACTION TOOL Entriegelungswerkzeug	
MATERIAL - FINISH -	SIZE A3 CAGE CODE 00779 DRAWING NO. C-539972-1	RESTRICTED TO - CUSTOMER DRAWING	SCALE 1:1 SHEET 1 OF 1 REV A2	

AMP 1470-19 REV 31MAR2000

Pro/ENGINEER DRAWING