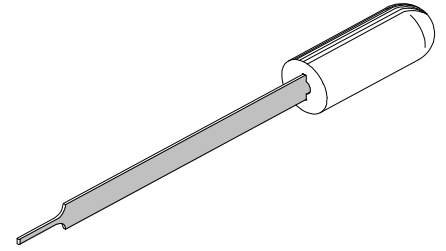




**Extractor Tool
Instruction Sheet
Order No. 11-03-0016
Engineering No. HTA2174**



FEATURES

- This tool is designed to extract many different terminal series from various plug and receptacle housings. See Chart below.

SCOPE

Products: See Chart below.

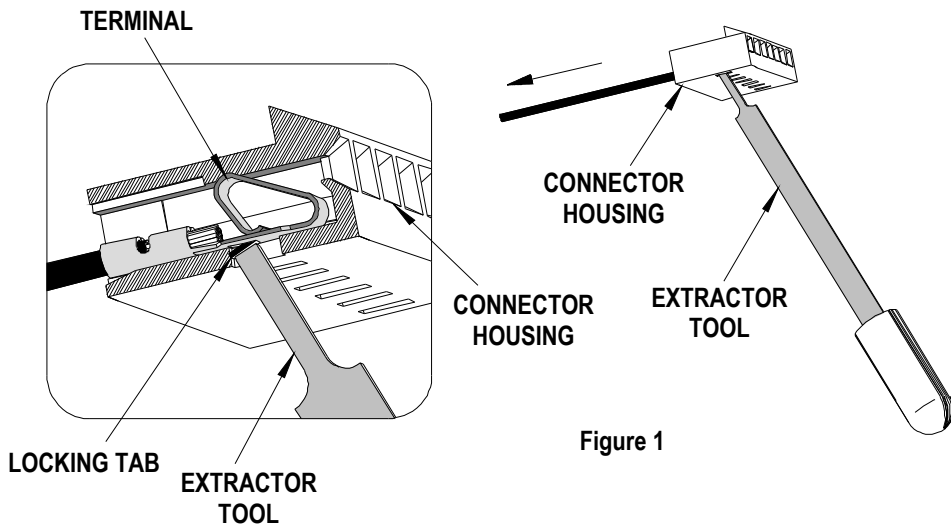
Terminal Series No.	Description	Housing Series No.	Terminal Order No.				
1508	Flat Blade Crimp Terminal Female, 14-18 AWG (or 18AWG Double Crimp.		05-06-0117	05-06-0118			
2478	3.96mm (.156") Pitch KK® Crimp Terminal 18-24 AWG	2139 2574 3069 5239 5265 6422 41695	08-50-0001	08-50-0006	08-50-0014	08-50-0015	08-50-0016
			08-50-0045	08-50-0046	08-50-0047	08-50-0055	08-50-0056
			08-50-0063	08-50-0064	08-50-0073	08-50-0074	08-50-0091
			08-50-0093	08-50-0105	08-50-0106	08-50-0119	08-50-0120
			08-50-0146	08-50-0147	08-50-0271	08-50-0281	08-51-0001
			08-51-0720	08-52-0023	08-52-0024	08-52-0027	08-52-0044
			08-52-0045	08-52-0046	08-52-0047	08-52-0071	08-52-0072
			08-52-0073	08-52-0074	08-52-0811	08-52-0812	08-53-0004
			08-53-0811	08-53-0812	08-55-0103	08-55-0104	08-55-0133
			08-55-0134	08-56-0105	08-56-0106	08-56-0153	08-56-0154
			08-58-0103	08-58-0104	08-58-0114	08-58-0115	08-58-0121
			08-58-0122	08-65-0114	08-65-0115	39-00-0103	39-00-0104
			39-00-0133	39-00-0134	39-00-0286	39-00-0342	39-00-0343
			39-00-0344	39-00-0345	39-00-0346	39-00-0347	39-00-0348
			39-00-0349	39-00-0350	40-01-1118	40-01-1120	50-29-1689
50-29-1762	50-29-1768	50-30-4428	50-30-4429	50-34-8596			
50-34-8597	50-36-1609	50-36-1611					
2578	3.96mm (.156") Pitch KK® Crimp Terminal 22-26 AWG	2139 2574 3069 5239 5265 6422 41695	08-50-0018	08-50-0019	08-50-0061	08-50-0062	08-50-0065
			08-50-0066	08-50-0107	08-50-0108	08-50-0111	08-50-0133
			08-50-0134	08-50-0504	08-52-0116	08-52-0117	08-55-0105
			08-55-0106	08-55-0121	08-55-0123	08-55-0132	08-55-0137
			08-56-0107	08-56-0108	08-56-0121	08-56-0122	08-56-0161
			08-56-0162	08-56-0163	08-58-0125	08-58-0126	08-59-0101
			08-60-0003	08-60-0004	08-65-0107	08-65-0108	08-65-0109
			40-07-1105	08-65-0110	08-65-0111	08-65-0116	08-65-0117
			40-01-1117	40-01-1119	40-07-1106	50-29-1767	50-29-1877
			50-29-1878				
45570	3.96mm (.156") Pitch MarKK™ Crimp Terminal 18 to 20 AWG	6442 41695	45570-3000	45570-3002	45570-3004	45570-3050	45570-3052
			45570-3054	45570-3102	45570-3104	45570-3202	455703204
45606	3.96mm (.156") Pitch KK Terminal Humpback with Anti-Fish Hook 18 AWG	40611	45606-0004	45606-0005			

Terminal Series No.	Description	Housing Series No.	Terminal Order No.				
50639	2.00mm (.079") Pitch Crimp Terminal, Male	51145	50639-8028	50639-8128			
50837	2.50mm (.098") Pitch Mini-Lock™ Crimp Terminal	51198	50837-8000	50837-8100			

Note: All Individual terminals may be extracted from the housing using this Tool.

OPERATION:

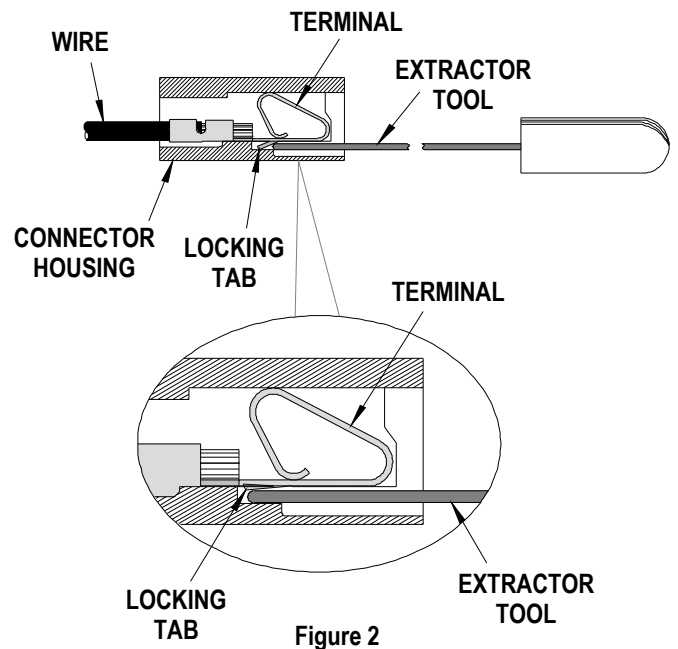
1. Insert the Extractor Tool into the slot on the bottom of the connector housing as shown in Figure 1.
2. Depress the terminal-locating tab, push the terminal back through the connector slot and pull the terminated wire out in the direction of the arrow as shown.



3. On housings without exposed locking tab windows, insert as shown in Figure 2 to depress locking tab and pull wire out.

Note:

If the terminal does not extract, reinsert the Extractor Tool as shown in Figure 2 and slightly rotate clockwise (CW) and counter-clockwise (CCW) several times to depress the locking tab. Pull on the wire to extract the terminal.



For 50837 Terminal Series:

1. For terminal series 50837, push the terminal forward in the arrow direction before using the Extractor Tool.
2. Insert the tip of the Extractor Tool below the pin of the terminal in the front end opening of the connector.
3. Push the Extractor Tool forward, between the terminal and locking latch in the housing, until it stops. This will separate the latch from the terminal.
4. Depress the locking latch and pull the wire and terminal back through the connector slot. See Figure 3.

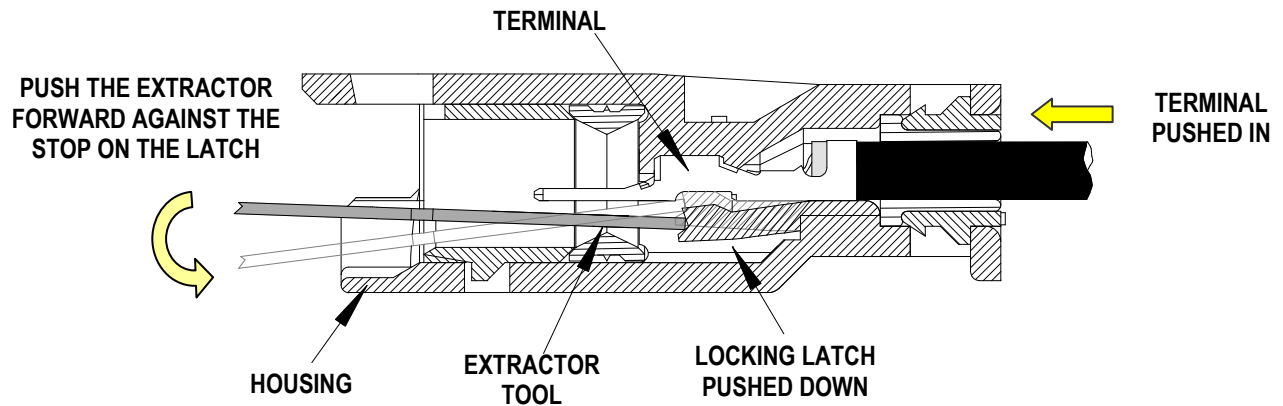


Figure 3

NOTE:

Figure 3 does not show an exact representation of the 51198 housing.

CAUTION: Molex specifications are valid only when used with Molex terminals, applicators and tooling.

Molex does not offer repair parts for this Tools due to the inexpensive nature of the tool

<http://www.molex.com>