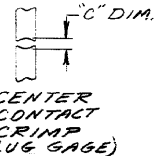
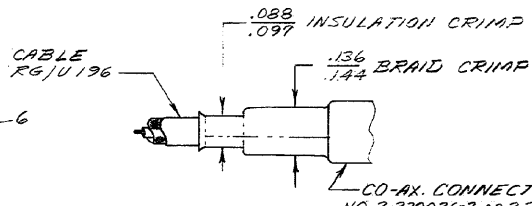
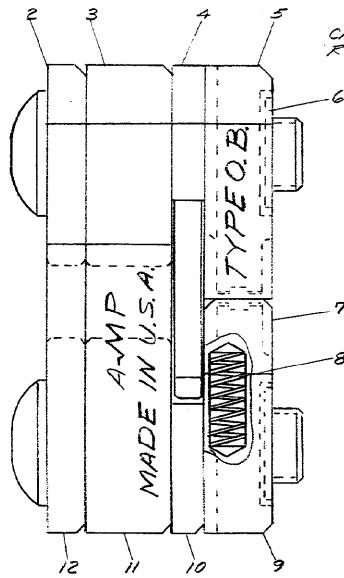
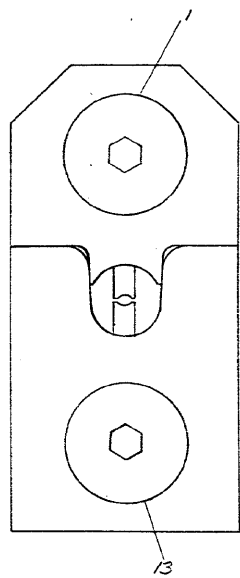


"C" DIM.	
GO	NO GO
.0165	.0205



METHOD OF GAGING CRIMP DIMENSIONS

THE CRIMP DIMENSIONS APPLY ONLY TO THE ABOVE COMBINATIONS ON A CRIMPED PRODUCT.

1	306593-3	SCREW SPECIAL	13
1	1-306540-0	INDENTER INSULATION	12
1	306542-6	INDENTER BRAID	11
1	9-306832-0	SPACER	10
1	306543-1	BARREL BLOCK	9
2	305182	SPRING	8
1	306544-5	INSERT BARREL LOWER	7
2	1-21046-3	RING RETAINING	6
1	306151-5	INSERT BARREL UPPER	5
1	2-306113-0	EJECTOR	4
1	306541-6	ANVIL BRAID	3
1	1-306539-0	ANVIL INSULATION	2
1	3-306131-7	SCREW SPECIAL	1

NUMBER	NAME	REMARKS	ITEM NO
DWG SIZE			
DRAWN BY AMP INCORPORATED. ALL RIGHTS RESERVED. AMP PRODUCTS COVERED BY PATENTS AND/OR PATENTS PENDING.			
MATERIAL AND FINISH		CUSTOMER COPY REFERENCE ONLY	
CLASS		AMP INCORPORATED HARRISBURG, PENNA.	
WIRE RANGE - INSULATION		TYPE O.B. THE MANUFACTURE QUALITY	
TOLERANCE EXCEPT AS NOTED		SCALE	
LOD		NO	
NAME		DIE ASSEMBLY	

REVISION RECORD	CHK DATE
2 REVISED	BS
1 REVISED	RY

REQUIRED PER ASSEMBLY	DESCRIPTION
69372	

DIMENSIONS IN INCHES. DO NOT SCALE PRINT.