PLUG GAGE DIMENSIONS APPLY WHEN TOOL IS BOTTOMED BUT NOT UNDER PRESSURE.

NUMBER 69904

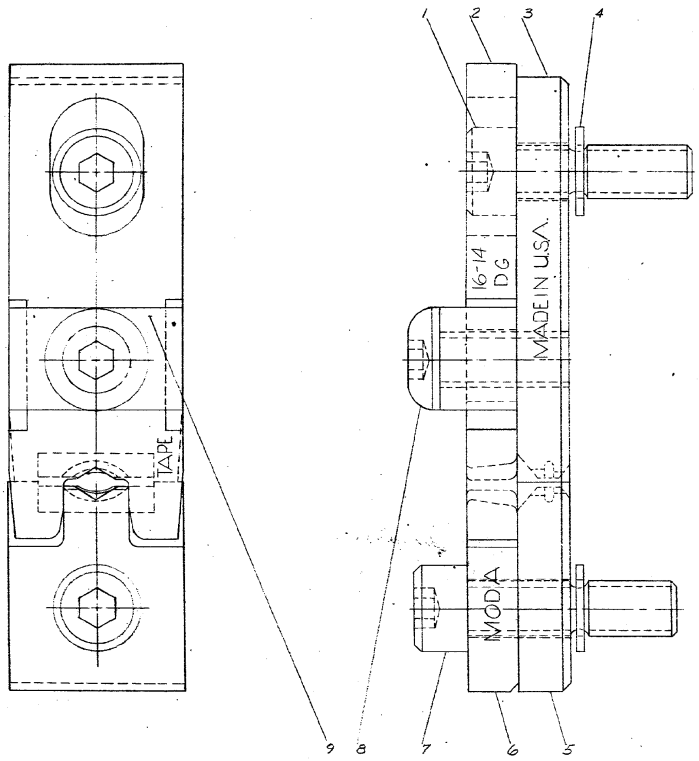

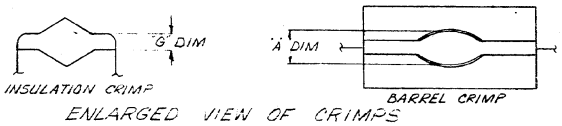

ENLARGED VIEW OF CRIMPS

'G' DIM AT POS #1		'A' DIM	
GO	NO GO	GO	NO GO
.030	.050	.080	.086

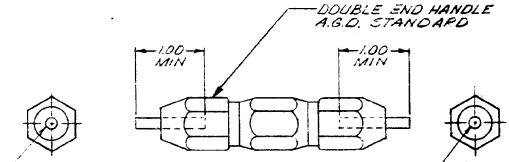

SUGGESTED PLUG GAGE FOR 'A' DIM BARREL CRIMP

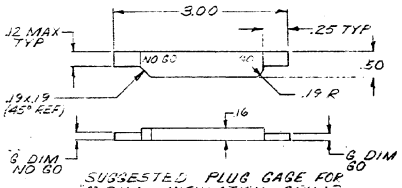

SUGGESTED PLUG GAGE FOR 'G' DIM INSULATION CRIMP

SUPERSEDED BY IS-2423

NUMBER	NAME	REMARKS	ITEM NO.
1	307275-1	SADDLE	9
1	3-59577-2	SCREW (10-32 UNF-3A x 4 7/8 LONG)	8
1	59781-6	SCREW-SPECIAL	7
1	3-59619-2	ANVIL-INSULATION	6
1	307213-2	INSERT-BARREL-LOWER	5
2	1-21046-3	RING-RETAINING	4
1	307212-2	INSERT-BARREL-UPPER	3
1	1-307285-2	INDENTER-INSULATION	2
1	59781-2	SCREW	1

REQUIRED PER ASSEMBLY

DESCRIPTION

©1969 BY AMP INCORPORATED. ALL RIGHTS RESERVED.
AMP PRODUCTS COVERED BY PATENTS AND/OR PATENTS PENDING.

CUSTOMER COPY REFERENCE ONLY

DR B. Shoupeld 12-12-69
CHK R. J. Jugues 12-17-69
DE
APP R. J. Jugues 12-17-69

MATERIAL AND FINISH

AMP INCORPORATED HARRISBURG, PENNA

USED ON 69875

WIRE - RANGE - INSULATION 16 - 14

TYPE CROSS CRIMP DG

TOLERANCE EXCEPT AS NOTED ± .015 ± 1°0'

SCALE 4-1

LOC M C

NO. 69904

REV A1

NAME DIE ASSEMBLY MOD A

REVISION RECORD			
A	SUP'D BY IS-2423		12-19-69
A1	REVISED		12-17-69

Downloaded from Elcodis.com electronic components distributor