69872

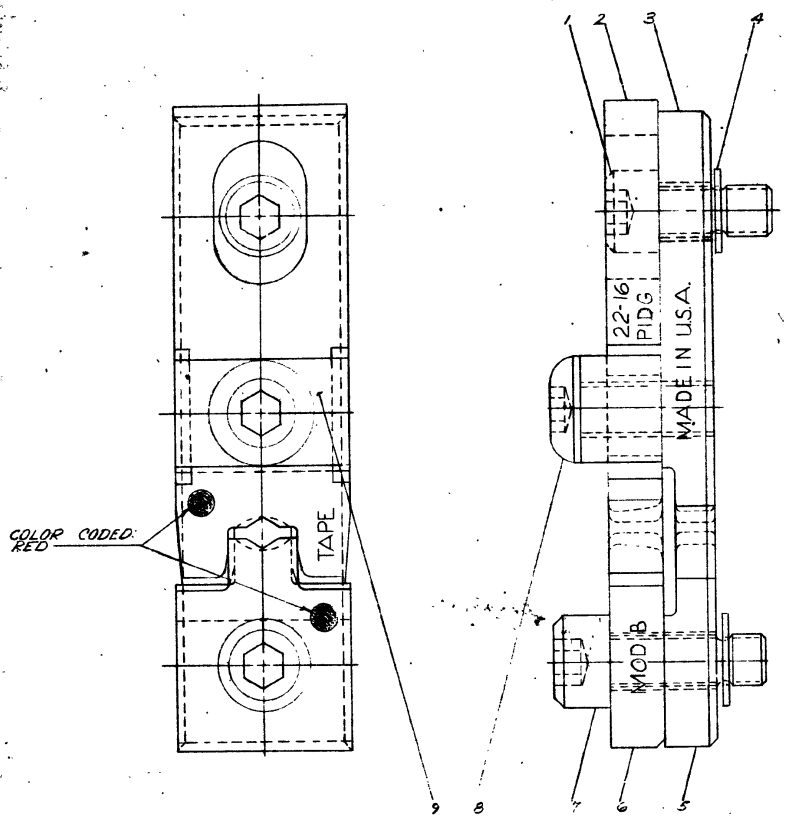

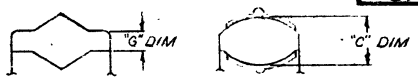

INSULATION CRIMP BARREL CRIMP

ENLARGED VIEW OF CRIMPS

"G" DIM AT POS. #1		"C" DIM	
GO	NO GO	GO	NO GO
.030	.050	.109	.115

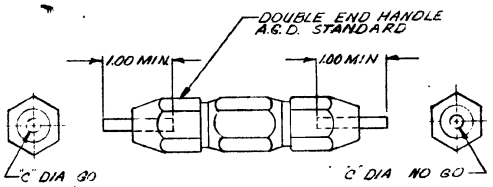

SUGGESTED PLUG GAGE FOR "C" DIM BARREL CRIMP

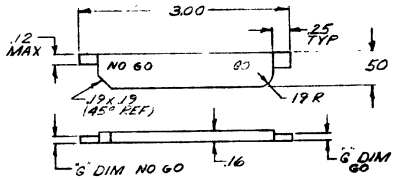

SUGGESTED PLUG GAGE FOR "G" DIM INSULATION CRIMP

PLUG GAGE DIMENSIONS APPLY WHEN TOOL IS BOTTOMED BUT NOT UNDER PRESSURE.

SUPERSEDED BY IS-2423

	NUMBER	NAME	REMARKS	ITEM NO.
1	307275-1	SADDLE		9
1	2-59577-9	SCREW (10-32 UNF-3A x .470 LONG)		8
1	59781-6	SCREW-SPECIAL		7
1	1-59619-7	ANVIL-INSULATION		6
1	59623-6	ANVIL		5
2	1-21046-3	RING-RETAINING		4
1	59779-2	INDENTER		3
1	307285-1	INDENTER-INSULATION		2
1	59781-2	SCREW-SPECIAL		1

REQUIRED PER ASSEMBLY

©1969 BY AMP INCORPORATED ALL RIGHTS RESERVED
AMP PRODUCTS COVERED BY PATENTS AND/OR PATENTS PENDING

CUSTOMER COPY REFERENCE ONLY

DR. B. Sherfield 11-21-69
CHK 11-26-69
DE
APP 11-26-69

MATERIAL AND FINISH

WIRE - RANGE - INSULATION 22-16

TOLERANCE EXCEPT AS NOTED ± .015 ± 1°0

SCALE 4-1

AMP INCORPORATED HARRISBURG PENNA

USED ON 69875

TYPE CONFINED CRESCENT PIDG

LOC MC NO. 69872 REV B1

NAME DIE ASSEMBLY MOD B

69872

DESCRIPTION

REVISION RECORD	ECN	DATE
D BY IS-2423	–	11-21-69
REVISED	–	11-21-69

[redacted]

Downloaded from Elcodis.com electronic components distributor