

4

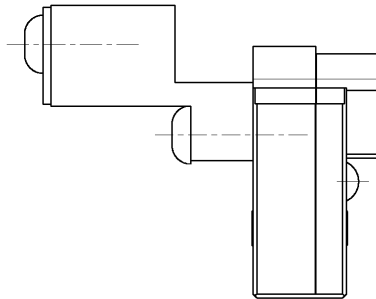
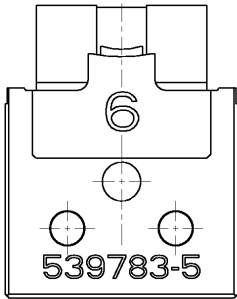
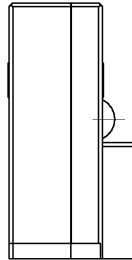
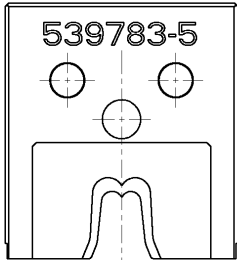
3

2

1

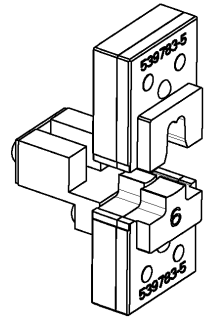
THIS DRAWING IS UNPUBLISHED. RELEASED FOR PUBLICATION 2005  
 © COPYRIGHT 2005 BY TYCO ELECTRONICS CORPORATION. ALL RIGHTS RESERVED.

LOC	DIST	REVISIONS					
P	LTR	DESCRIPTION	DATE	DWN	APVD		
-	-						



# DIE SET FOR MCP 9.5 mm

Use this die set with hydraulic hand tool PN 539783-1



1:1

Kontakt	AWG (mm <sup>2</sup> )	Drahtcrimp / Wire Crimp	Isolationscrimp / Insulation crimp	Isol.Ømm	Betriebsanl.
Contact	Wire Range	Höhe/Height mm	Breite/Width mm	Ins.Range	Instr.Sheet
929150	6	3.22 ±0.05	5.08 F	-----	7.6 F
				4.6-6.6	-----

Weight: 200 g

<small>THIS DRAWING IS A CONTROLLED DOCUMENT FOR TYCO ELECTRONICS CORPORATION          IT IS SUBJECT TO CHANGE AND THE CONTROLLING ENGINEERING ORGANIZATION          SHOULD BE CONTACTED FOR THE LATEST REVISION.</small>		DWN 31JAN2006 CHK Ch.Witt APVD PRODUCT SPEC APPLICATION SPEC WEIGHT CUSTOMER DRAWING	<b>tyco</b> <b>Electronics</b> tyco Electronics AMP GmbH D - 64625 Bensheim NAME <b>DIE SET FOR MCP 9.5 / 6 mm<sup>2</sup></b> <b>Matrize fuer MCP 9.5 / 6 mm<sup>2</sup></b> SIZE A3 CAGE CODE 00779 DRAWING NO. C-539783-5 RESTRICTED TO
DIMENSIONS: mm 	TOLERANCES UNLESS OTHERWISE SPECIFIED: 0 PLC ±0.1 1 PLC ±0.1 2 PLC ±0.1 3 PLC ±0.1 4 PLC ±0.1 ANGLES ±0.5° FINISH	SCALE 2:1 SHEET 1 OF 1 REV A	

AMP 1470-19 REV 31MAR2000

PRO/ENGINEER DRAWING