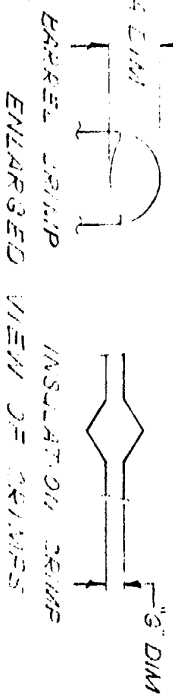
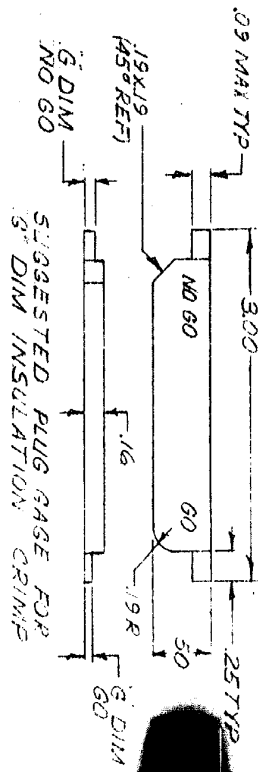
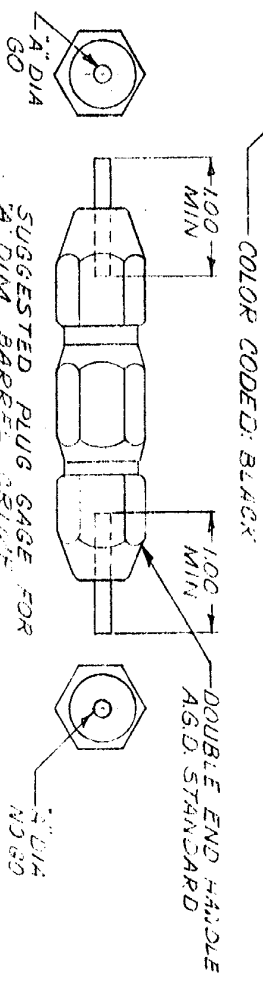
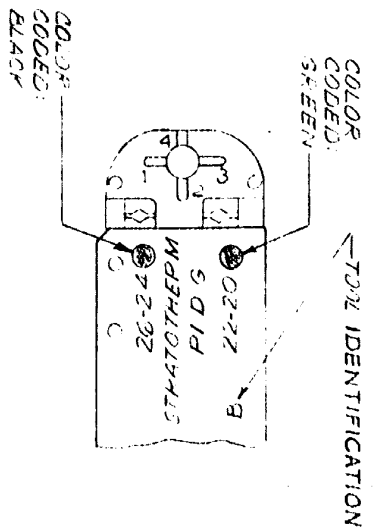
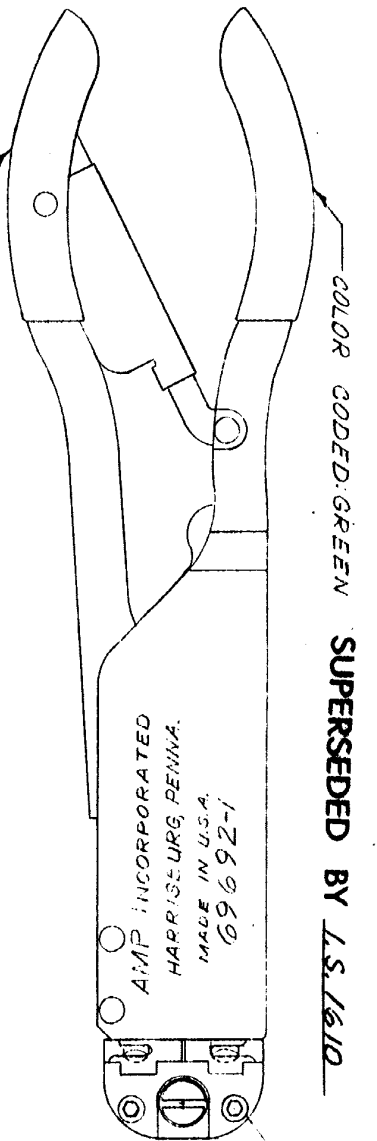


5

DIMENSIONS IN INCHES. DO NOT SCALE PRINT



WIRE SIZE	4 DIA BARREL CRIMP	5 DIA INSUL CRIMP
GAGE	GO	NO GO
26-24	.030	.025
22-20	.104	.085

PLUG GAGE DIMENSIONS APPLY WHEN TOOL IS BOTTOMED BUT NOT UNDER PRESSURE.

REV	DESCRIPTION	DATE	BY	CHK
1	59755-1 SUPPOR LOCATOR			
2	21-21002-3 SCREW			

REV	DESCRIPTION	DATE	BY	CHK
1	59755-1 SUPPOR LOCATOR			
2	21-21002-3 SCREW			

REV	DESCRIPTION	DATE	BY	CHK
1	59755-1 SUPPOR LOCATOR			
2	21-21002-3 SCREW			

REV	DESCRIPTION	DATE	BY	CHK
1	59755-1 SUPPOR LOCATOR			
2	21-21002-3 SCREW			

REV	DESCRIPTION	DATE	BY	CHK
1	59755-1 SUPPOR LOCATOR			
2	21-21002-3 SCREW			

REV	DESCRIPTION	DATE	BY	CHK
1	59755-1 SUPPOR LOCATOR			
2	21-21002-3 SCREW			

1 2 3 4 5 6 7 8