NOTE:
1. COLOR CODED BLUE ON ONE HANDLE & GREEN ON THE OTHER HANDLE

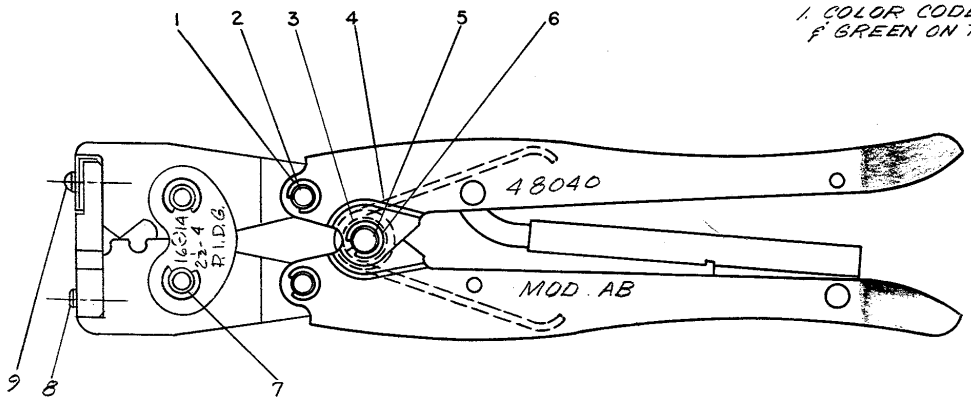

PLUG GAGE DIMENSIONS APPLY WHEN TOOL IS BOTTOMED BUT NOT UNDER PRESSURE.

FOR REPLACEMENT OF PARTS OTHER THAN LISTED, TOOL SHOULD BE RETURNED TO OUR FACTORY TO INSURE PROPER CERTI-CRIMP ADJUSTMENT.

SUPERSEDED BY I.S. 1570

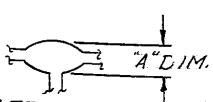

ENLARGED VIEW OF CRIMP

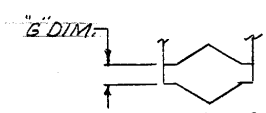

INSULATION CRIMP

"A" DIM.	
GO	NO GO
.1025	.1085

"G" DIM. AT POS. #1	
GO	NO GO
.038	.062

DWG SIZE	NUMBER	NAME	REMARKS	REV NO
1	4-21016-0	SCREW (8-32 UNC-2A X .625)		9
2	1-21002-8	SCREW (6-32 UNC-3A X .500)		8
2	300245	PIN-RETAINING		7
6	21045-6	RING-RETAINING		6
1	300449	PIN-RETAINING		5
1	39364	SPRING		4
1	39366	COLLAR		3
2	300432	PIN-RETAINING		2
4	21045-3	RING-RETAINING		1

LTR	REVISION RECORD	DR	CHK	DATE
AB1	SUP. BY I.S. 1570	EJF	EJF	5-16-72
AB	REVISED	PL	EJF	12-5-69

NUMBER 48040

REQUIRED PER ASSEMBLY

DESCRIPTION

48040

©1969 BY AMP INCORPORATED. ALL RIGHTS RESERVED.
AMP PRODUCTS COVERED BY PATENTS AND/OR PATENTS PENDING

CUSTOMER COPY REFERENCE

DR P. Fitzhugh 11-25-69
CHK E.J. Kirk 12-5-69
DE
APP E.J. Kirk 12-5-69

MATERIAL AND FINISH

WIRE - RANGE - INSULATION 16-14

TOLERANCE EXCEPT AS NOTED

SCALE 1-1

AMP

CLASS FLAG

TYPE PRE-INSULATED DOWN SPIR

LOC M B NO 48040

NAME HAND TOOL ASSEMBLY

MOD AB

DIMENSIONS IN INCHES DO NOT SCALE PRINT

PRINT DIM. 3

Downloaded from Elcodis.com electronic components distributor