

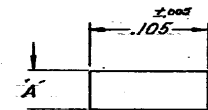
WIRE CRIMP				TERMINAL CRIMP HEIGHT
CRIMP SYMBOL	DIM	GO	NO GO	
22-18	0	.0625	.0675	



INSULATION CRIMP				TERMINAL CRIMP HEIGHT
CRIMP SYMBOL	DIM	GO	NO GO	
22-18	A	.0290	.0510	

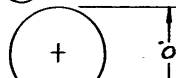
SEE NOTE 6

INACTIVE
11/8/77



INSULATION CRIMP
CRIMP SYMBOL 22-18

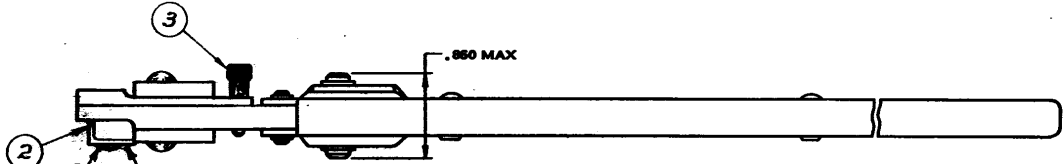
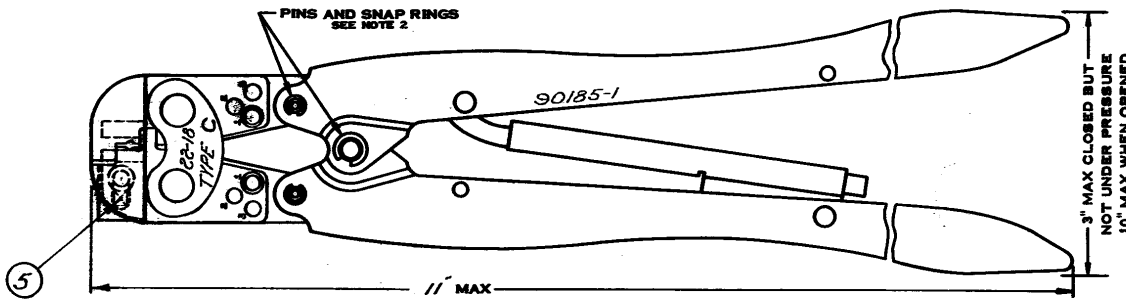
ENLARGED END VIEW OF GAGES



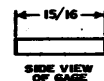
WIRE CRIMP
CRIMP SYMBOL 22-18

SUGGESTED GAGE DESIGN

NO.	DESCRIPTION	QTY	DATE
1	WIRE CRIMP GAGE	1	11/8/77
2	INSULATION CRIMP GAGE	1	11/8/77
3	ADJUSTMENT PIN	1	11/8/77
4	LOCATOR	1	11/8/77
5	SPRING	1	11/8/77
6	SCREW (#2-32 x 7/16 LG.)	1	11/8/77



INACTIVE,
REFER TO
IS SHEET "7278"
11/8/77



NO.	NUMBER	NAME	ITEM NO.
1	901201	SPRING	5
1	125695-1	HOUSING-LOCATOR	4
2	39207	ADJUSTMENT PIN	3
1	125644-1	LOCATOR	2
1	2-59577-6	SCREW (#2-32 x 7/16 LG.)	1

AMP INCORPORATED. ALL RIGHTS RESERVED.
AMP INCORPORATED PATENTS AND/OR PATENTS PENDING.

CUSTOMER COPY REFERENCE ONLY

MATERIAL-STEEL
FINISH-BLACK OXIDE
WEIGHT-1 LBS. 3 OZ.
CLASS H

WIRE-RANGE-INSULATION TYPE H

TOLERANCE EXCEPT AS NOTED SCALE H

LINE B NO 90185 REV 2

DOUBLE ACTION HAND TOOL

DIMENSIONS IN INCHES DO NOT SCALE PRINT