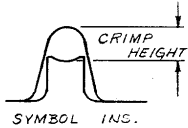
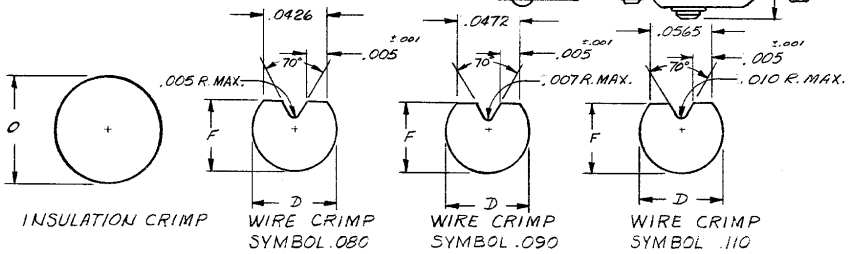
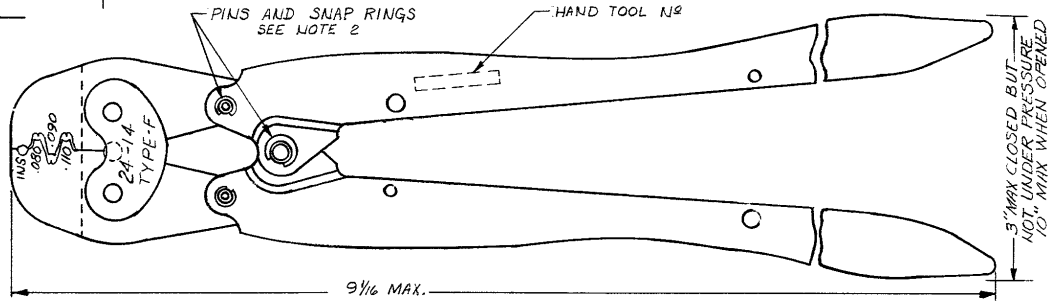


WIRE CRIMP				TERMINAL CRIMP HEIGHT
CRIMP SYMBOL	DIM	GO	NO GO	
.080	F	.0374	.0424	.0512
	D	.0495	.0531	.0396
.090	F	.0514	.0564	.0662
	D	.0622	.0663	.0551
.110	F	.0574	.0624	.0778
	D	.0713	.0752	.0643



INSULATION CRIMP				TERMINAL CRIMP HEIGHT
CRIMP SYMBOL	DIM	GO	NO GO	
INS	O	.0820	.0880	#



ENLARGED END VIEWS OF GAGES

- CRIMP GAGE DIMENSIONS APPLY WHEN TOOL IS CLOSED OR BOTTOMED BUT NOT UNDER PRESSURE.
- FOR REPLACEMENT OF PARTS SUCH AS PINS AND SNAP RINGS, ORDER REPAIR KIT NO. 125218-4
- FOR REPLACEMENT OF PARTS THINER THAN PINS AND SNAP RINGS, TOOL IS TO BE RETURNED TO AMP INC. HARRISBURG, PENNA. TO INSURE PROPER CRIMP ADJUSTMENT.
- FOR TOOL USAGE SEE INSTRUCTIONAL SHEET NO. 1588
- HAND TOOL CAN BE CHECKED BY MEASURING TERMINAL CRIMP HEIGHT.

REV	DESCRIPTION	DATE	BY	CHK
1	REV. AND REDESIGN	12/26/58	EJF	WJG
2	REV. AND REDESIGN	12/26/58	EJF	WJG

DWG NO.	46564	NUMBER	11-20-58	NAME	D.E. WELLS	REMARKS		ITEM NO.	
© 1958 BY AMP INCORPORATED. ALL RIGHTS RESERVED. AMP PRODUCTS COVERED BY PATENTS AND/OR PATENTS PENDING.									
MATERIAL AND FINISH			CUSTOMER COPY REFERENCE ONLY						
MATERIAL - STEEL			AMP INCORPORATED HARRISBURG, PENNA.						
FINISHED - BLACK OXIDE			CLASS						
WEIGHT - 0.1302			TYPE						
WIRE RANGE - INSULATION			SCALE						
TOLERANCE EXCEPT AS NOTED ± .015			LOC						
SCALE ± 1" = 0"			NO						
NAME			REV						
E.J. FINK 11-24-58			M B 46564 A.1						
DOUBLE ACTION HAND TOOL									