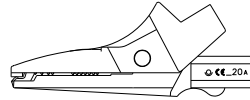


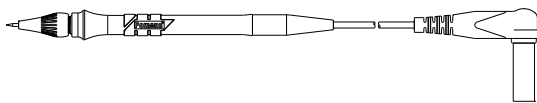
MODEL 5907A  
FLEXIBLE TEST LEAD SET WITH RIGHT ANGLE AND STRAIGHT BANANA PLUGS  
QTY 2 : 1 RED, 1 BLACK




MODEL 6041B  
EXTRA LARGE ALLIGATOR CLIP SET  
QTY 2 : 1 RED, 1 BLACK



MODEL 6252  
TEST LEAD COUPLER SET  
QTY 2 : 1 RED, 1 BLACK




MODEL 5953A  
RETRACTABLE TIP TEST PROBE SET  
QTY 2 : 1 RED, 1 BLACK



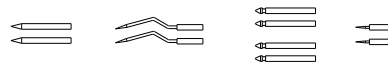
MODEL 6153  
SPADE LUG ADAPTER SET  
QTY 2



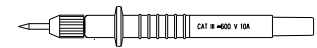
MODEL 5246  
IC TEST PROBE TIP ADAPTER SET  
QTY 2 : 1 RED, 1 BLACK




MODEL 6248  
MINIGRABBER TEST CLIP WITH DMM JACK SET  
QTY 2 : 1 RED, 1 BLACK



MODEL 6364  
0.080 REPLACEMENT PROBE TIP SET  
QTY 1: SET



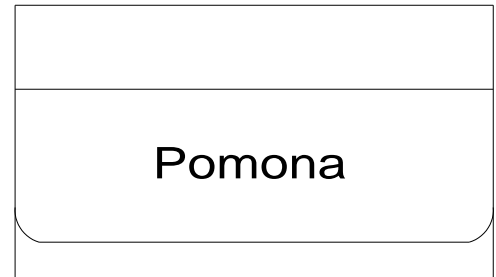
MODEL 5689A  
REPLACEMENT MODULAR TEST PROBE SET  
QTY 2 : 1 RED, 1 BLACK



MODEL 6261  
MINIPINER TEST CLIP WITH DMM JACK SET  
QTY 2 : 1 RED, 1 BLACK



MODEL 5916A  
MEDIUM ALLIGATOR CLIP SET  
QTY 2 : 1 RED, 1 BLACK



FOUR-FOLD NYLON POUCH

For data sheets / specifications of the kit individual components, visit the Pomona web site at:  
[www.pomonaelectronics.com](http://www.pomonaelectronics.com)

### FEATURES:

- ✓ Test leads with a right angle banana plug are ideal for use with hand held digital multimeter.
- ✓ Flexible test leads feature high strand count silicone wire for extreme flexibility and high temperature resistance.
- ✓ Banana plugs are molded directly to the wire for superior pull strength.
- ✓ Retractable needle tip test probe, allowing easy access of hard to reach test points.
- ✓ Probes, alligator clips and spade lugs fit directly onto test leads for test versatility.
- ✓ Interchangeable test probe tips allows for test versatility from general purpose to SMD applications.
- ✓ Test accessories conveniently store in the four-fold nylon pouch.
- ✓ Compatible with most multimeters that accepts safety style sheath banana plugs.
- ✓ CE Compliant; complies with IEC 1010-2-031 standard for hand held accessories.

All dimensions are in inches. Tolerances (except noted): .xx = ±.02" (.51 mm), .xxx = ± .005" (.127 mm).

All specifications are to the latest revisions. Specifications are subject to change without notice.

Registered trademarks are the property of their respective companies.

Sales: 800-490-2361 Fax: 888-403-3360 Technical Assistance: 800-241-2060  
For "Where to Buy" information, visit the Pomona web site at [www.pomonaelectronics.com](http://www.pomonaelectronics.com)

## Pomona<sup>®</sup>

The items included with this product are certified to meet IEC 1010-2-031 safety requirements.

Les éléments inclus avec ce produit sont certifiés pour répondre à des exigences de sûreté du IEC 1010-2-031.

Los items incluidos con este producto se certifican para resolver requisitos de seguridad del IEC 1010-2-031.

– Only IEC 1010 type shrouded test plugs should be used with IEC 1010 type jacks. NEVER INSERT A PROBE TIP WITH BANANA SPRING INTO A TEST ACCESSORY JACK THAT WILL BE USED AS A HAND HELD PROBING DEVICE

–Seuls les vérificateurs de tension renforcés de type IEC 1010 devraient être utilisés avec des jacks de type IEC 1010. NE JAMAIS INSERER DE BOUT DE SONDE AVEC RESSORT BANANE DANS UN JACK D'ESSAI D'ACCESSOIRES QUI SERA UTILISE COMME DISPOSITIF DE SONDAGE A MAIN.

–Se deben usar sólo tapones de prueba reforzados del tipo IEC 1010 con receptáculos de tipo IEC 1010. NUNCA INTRODUZCA UNA CLAVIJA CON UN MUELLE TIPO BANANA EN UN RECEPTACULO DE PRUEBA QUE A SU VEZ SE USE COMO APARATO DE PRUEBA MANUAL.



Both Direct and Alternating Current.  
Courant Continu et Alternatif.  
Corriente Directa y Alterna.



Caution ! Refer to Accompanying Documents.  
Attention ! Se Reporter aux Documents joints.  
; Peligro! Consulte los Documentos Adjuntos.



Double Insulation or Reinforced Insulation.  
Isolation Double ou Isolation Renforcée.  
Aislamiento Doble o Aislamiento Reforzado.



Caution ! Risk of Electric Shock.  
Attention ! Risque de Choc Électrique.  
; Peligro! Riesgo de Sacudida Eléctrica.

CAT

Overvoltage Category I, II, III or IV.  
Surtension Catégorie I, II, III ou IV.  
Sobretensión de Categoría I, II III o IV.

Pomona Electronics 

PO Box 9090, Everett, WA 98206-9090 TEL: 800-490-2361

All dimensions are in inches. Tolerances (except noted): .xx = ±.02" (.51 mm), .xxx = ±.005" (.127 mm).

All specifications are to the latest revisions. Specifications are subject to change without notice.

Registered trademarks are the property of their respective companies.

Sales: 800-490-2361 Fax: 888-403-3360 Technical Assistance: 800-241-2060  
For "Where to Buy" information, visit the Pomona web site at [www.pomonaelectronics.com](http://www.pomonaelectronics.com)