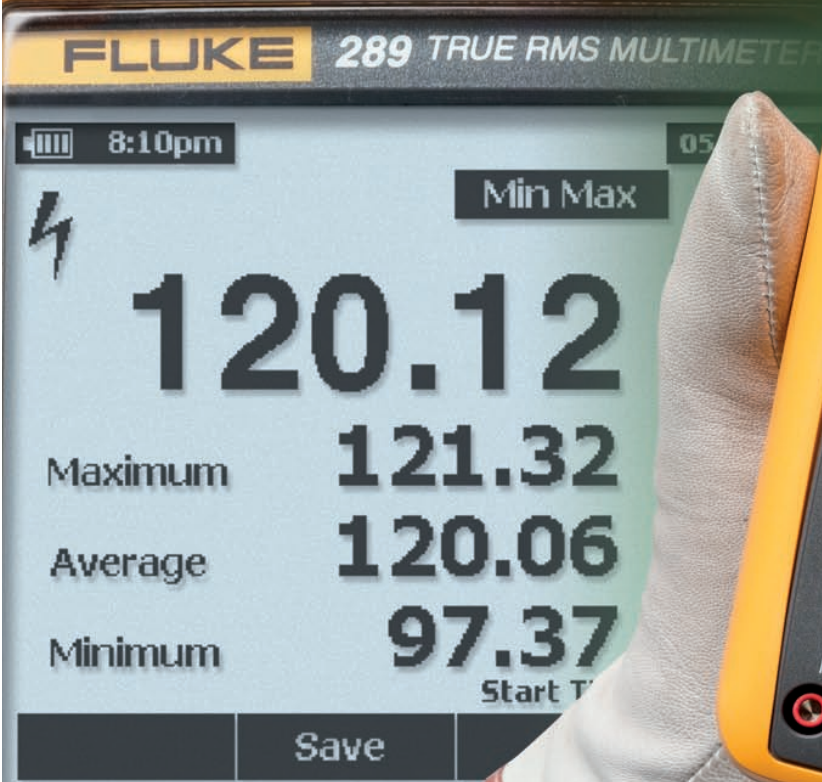




FLUKE®

**Find little
problems
before they
become
big ones**

**The industrial meter
for demanding users.**

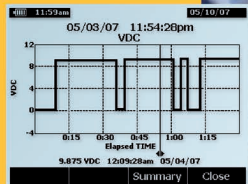


The new Fluke 289 True-rms Industrial Logging Multimeter with TrendCapture

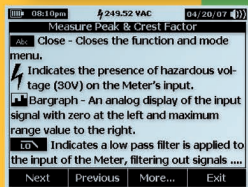
maximizes plant productivity in the most demanding industrial settings. Solve problems on motor drives, in-plant automation, power distribution and electro-mechanical equipment. The Fluke 289 puts powerful diagnostic capabilities in your hands, and helps you take troubleshooting and predictive maintenance to the next level. It is the ultimate handheld tool for any difficult application that requires precision and true-rms accuracy combined with a large graphic display.

The Fluke 289 True-rms Industrial Logging Multimeter with TrendCapture includes all the advanced digital multimeter features you'd expect from a Fluke tool plus:

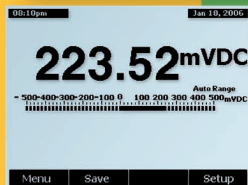
- **Large 50,000 count, 1/4 VGA display** with white backlight for fast, accurate viewing of measurements
- **Logging Function with TrendCapture** plots measurements as a single line to help detect anomalies over time, storing up to 10,000 readings. Using on-board TrendCapture, you can graphically view logged readings on the meter
- **"i" button** Unsure about a measurement function? Select it, then press the "i" button for instant access to on-board help screens
- **Log multiple sessions or log data continuously for over 200 hours**
- **LoZ** low input impedance prevents false readings due to "ghost voltage." It is also the recommended mode when testing for absence or presence of live power
- **Low Pass filter** helps you make accurate voltage and frequency measurements on adjustable speed motor drives and other electrically noisy equipment
- **50 Ohm Range** useful for measuring and comparing differences in motor winding resistance, low ohm measurements, or other contact resistance. Two terminal 50 ohm range with 1 milliohm resolution, 10 mA source current
- **Soft keys and scroll buttons for easy navigation control**, access to secondary functions. Create custom displays too
- **Saved measurements** for naming and recalling measurements made in the field
- **Field upgradeable** and expandable meter lets you stay current as new capabilities are added
- **Events and trends recording** Helpful for troubleshooting intermittent problems or profiling loads



TrendCapture displays V dc logged date



"i" button provides instant on-screen help



0.025 % basic dc accuracy allows you to measure with confidence.



Transfer data to PC using optional cable and FlukeView Forms Software

Image depicts Lo Ohms measurement on nonenergized motor.

FlukeView Forms software compatible with built-in IR Port
Simple user-defined interface to save, name, & recall measurements
"Softkey" interface dramatically enhances ease of use
"i" button provides instant on-screen help

Function	Range & Resolution	Basic Accuracy
DC Volts	50.000 mV, 500.00 mV, 5.0000 V, 50.000 V,	0.025 %
AC Volts	500.00 V, 1000.0V	0.4 % (true-rms)
DC Current	500.00 µA, 5000.0 µA, 50.000 mA, 400.00 mA,	0.15 %
AC Current	5.0000 A, 10.000 A	0.7 % (true-rms)
Temperature (excluding probe)	-200.0 °C to 1350.0 °C (-328.0 °F to 2462.0 °F)	1.0 %
Resistance	50.000 Ω, 500.00 Ω, 5.0000 kΩ, 50.000 kΩ, 500.00 kΩ, 5.0000 MΩ, 50.000 MΩ, 500.0 MΩ	0.05 %
Capacitance	1.000 nF, 10.00 nF, 100.0 nF, 1.000 µF, 10.00 µF, 100.0 µF, 1000 µF, 10.00 mF, 100.00 mF	1.0 %
Frequency	99.999 Hz, 999.99 Hz, 9.9999 kHz, 99.999 kHz, 999.99 kHz	0.005 %

For more detailed specifications go to www.fluke.com/289



The new Fluke 287 True-rms Electronics Logging Multimeter with TrendCapture arms electronics professionals with trendsetting technology.



Models	Fluke 287	Fluke 289
Bandwidth: 100 kHz	•	•
Voltage: 1000 V (0.01 mV to 1000.0 V)	•	•
Current: 10 A (0.01 A to 10 A)	•	•
Resistance: 500 MΩ (0.01 Ω to 500 MΩ)	•	•
Continuity/Diode	•	•
Conductance: 0.01 nS to 50.00 nS (20 MΩ to 100 GΩ)	•	•
Capacitance: 1 pF to 100mF (0.001 nf to 100.00mF)	•	•
Frequency 1 MHz (0.1 Hz to 999.99kHz)	•	•
Min/Max/Average, Hold, Auto and Manual Range	•	•
Temperature: -200 °C to +1350 °C (Display °C or °F)	•	•
(dBm), Selectable References or (dBV)	•	•
Peak/Crest Factor 250 μs Peak Min or Max (From 1.0 to 4.0)	•	•
Duty Cycle: 1 % to 99 %	•	•
Low Pass Filter	N/A	•
Resistance Low Ohm: (0.001 Ω to 50.000 Ω 10 mA source)	N/A	•
Lo Z	N/A	•

Ordering information:

- Fluke-289 True-rms Industrial Logging Multimeter with TrendCapture
- Fluke-287 True-rms Electronics Logging Multimeter with TrendCapture
- Fluke-289/FVF Logging Multimeter Combo Kit

Recommended Accessories

A wide array of accessories is available to help you maximize the productivity of the Fluke 289 but the following are essential for most users.



FlukeView® Forms Software and Cable

TLK289 Electronic Test Lead Kit

TPAK Magnetic Hanger



C781 Soft Meter Case

i400 Current Clamp

For more information on how the Fluke 289 True-rms Industrial Logging Multimeter with TrendCapture can help you, go to www.fluke.com/289.

New! Fluke 289 FlukeView® Forms Combo Kit



Maximize productivity with the combined Fluke 289 and FlukeView Forms Software Combo Kit. With built in data logging and TrendCapture capability, the Fluke 289 helps you track down elusive, intermittent problems, monitoring equipment with any of its functions while you do other jobs. Overlay your logged data from six meters or six time periods to find cause and effect relationships or for condition monitoring applications in FVF software. Turn your data into meaningful graphs and tables for a professional report. The Fluke 289/FVF combo kit gives you a practical and affordable approach to predictive maintenance.

Fluke. Keeping your world up and running.®

Fluke Corporation
PO Box 9090, Everett, WA USA 98206

Fluke Europe B.V.
PO Box 1186, 560 2 BD
Eindhoven, The Netherlands

For more information call:
In the U.S.A. (800) 443-5853 or
Fax (425) 446-5116
In Europe/M-East/Africa +31 (0) 40 2675 200 or
Fax +31 (0) 40 2675 222
In Canada (800)-36-FLUKE or
Fax (905) 890-6866
From other countries +1 (425) 446-5500 or
Fax +1 (425) 446-5116
Web access: <http://www.fluke.com/IAQ>

©2007 Fluke Corporation. All rights reserved.
Specifications subject to change without notice.
Printed in U.S.A. 7/2007 3032980 D-EN-N Rev A