

# Model 96 - 3186 series

## Definite Purpose Contactor 3-pole, 75-90 FLA AC Coil

**UL** File E75492  
**CE** File EN60947-4-1:1991  
IEC 947-4-1

Users should thoroughly review the technical data before selecting a product part number. It is recommended that users also seek out the pertinent approvals files of the agencies/laboratories and review them to ensure the product meets the requirements for a given application.

### Features

- 3-pole contactors.
- Convenient "universal" mounting plate.
- Optional interlock/auxiliary switches available.

### Contact Data @ 25°C

**Arrangements:** 3 Form X (3PST-NO-DM).  
**Maximum Ratings:** See Contact Ratings Table.  
**Material:** Silver Cadmium Oxide.

### Coil Data @ 25°C

**Voltage:** 24 - 480 VAC, 50/60 Hz. See Coil Data Table below.  
**Insulation Class:** UL Class B (130°C).  
**Duty Cycle:** Continuous.

### Environmental Data

**Temperature Range:** Storage and Operating: -40°C – +65°C.  
**Flammability:** UL 94-HB housing.

### Mechanical Data

#### Contact Termination:

**Type:** Box Lug with dual 0.250" (6.35 mm) quick connects.

**Wire Size:** 14-1/0 Cu/Al AWG

**Tightening Torque:** 50 in.-lbs.

**Coil Termination:** 0.250" quick connect and a #6-32 screw.

**Arc Cover:** Standard.

**Weight:** 64 oz. (1820 g) approximately

### Contact Ratings

Full Load Amps	Number of Poles	Line Voltage	Locked Rotor Amps	Resistive Amps	Tungsten/ Ballast Amps	Maximum Horsepower		
						Voltage	Single Phase	Three Phase
75	3	240	450	93	-	110/120	5	-
		480	375	93	63	200/208	10	20
		600	300	93	-	240/277	15	25
						480	-	40
		600				600	-	25
90	3	240	540	120	-	110/120	7.5	-
		480	450	120	63	200/208	15	25
		600	360	120	-	240/277	20	30
						480	-	50
		600				600	-	50

### Coil Data

Nominal Coil Voltage	24	120	208/240	277	480
Maximum Pickup Volts	18	88	177	220	384
Drop-Out Volts Range	6 -15	20 - 70	40 - 110	65-185	150 - 270
Nominal Inrush VA @ 50 Hz	285	285	285	285	285
Nominal Inrush VA @ 60 Hz	240	240	240	240	240
Nominal Sealed VA @ 50 Hz	42	42	42	42	42
Nominal Sealed VA @ 60 Hz	27	27	27	27	27
Nominal DC Resistance - Ohms	.63	15.6	63.5	84	255

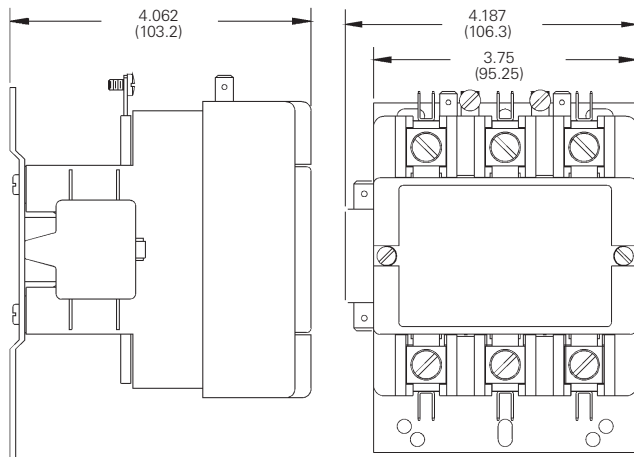
Ordering Information

Typical Part No. ▶	<b>3186</b>	-	<b>30</b>	<b>I</b>	<b>90</b>	<b>999</b>	
<b>1. Series:</b> 3186 = 3-pole, 75-90 FLA contactor							
<b>2. Packaging:</b> Y = Individual Pack - = Bulk Pack A-ZZZ = Customer specific information (assigned by factory)							
<b>3. Pole Configuration:</b> 30 = 3 Form X (3PST-NO-DM)							
<b>4. Coil Voltage (50/60 Hz.):</b> I = 24VAC, molded      K = 208/240VAC, molded      W = 480VAC, molded J = 120VAC, molded      M = 277VAC, molded							
<b>5. Contact Ratings (Inductive):</b> 75 = 75 FLA      90 = 90 FLA							
<b>6. Customer ID Suffix:</b> 999 = Standard Model      000-998 = Factory assigned customer ID							
<b>7. Option Code:</b> Leave Blank = No customer-specific options      A - ZZ = Factory assigned customer-specific options.							

Standard part numbers listed below are more likely to be available from stock.

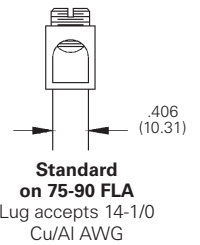
None at present.

Outline Dimensions

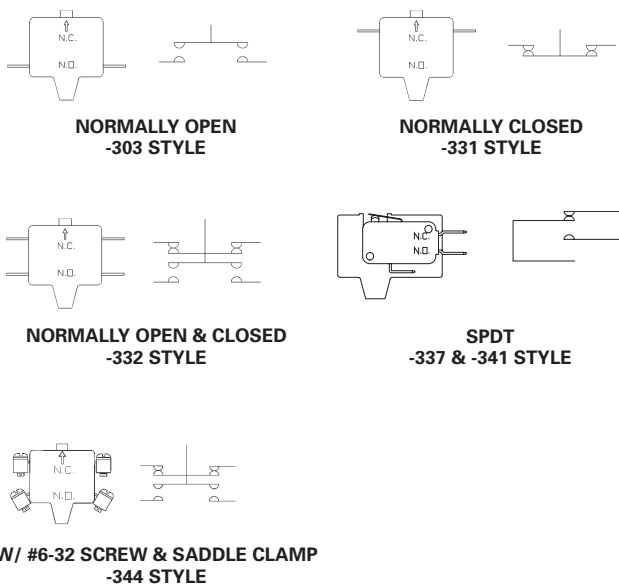


Shown with Optional Auxiliary Switch

Termination



Various interlock / auxiliary switches are available for the Model 96 contactor.



Equipped with 0.250" (6.35) Quick Connect Terminals

Description	Factory Modifications		Field Added Kits	
	Contact Config. NO	Contact Config. NC	Kit Catalog Number	Number of Kits Required
Single unit interlock configurations listed. Maximum of two. Must be same polarity. See footnote (1) for ratings.	1	0	34300-303	1
	0	1	34300-331	1
	1	1	34300-332	1
	2	0	34300-303	2
	0	2	34300-331	2
SPDT Circuit See footnote (2) for ratings.	1	1	34300-337	1
	2	2	34300-337	2
SPDT Dry Circuit, 0.1 amp max.	1	1	34300-341	1
Gold Flashed Contacts	2	2	34300-340	1

Equipped with #6-32 Screw Terminals & Saddle Clamps

Description	Factory Modifications		Field Added Kits	
	Contact Config. NO	Contact Config. NC	Kit Catalog Number	Number of Kits Required
Single unit interlock configurations listed. Maximum of two. Must be same polarity. (note 1)	1	0	34300-342	1
	0	1	34300-343	1
	1	1	34300-344	1

Footnotes: Ratings of Auxiliary Interlocks / Switches

(1) Contact Rating Single Circuit NO or NC and two circuit NO/NC:	(2) Contact Rating SPDT (337):
120V    240V    480V    600V	10A, 1/3 HP, 125 or 250 VAC
Break    3.0A    1.5A    0.75A    0.6A	1/2A, 125 VDC; 1/4A, 250 VDC;
Make    30A    15A    7.5A    6A	4A 120 VAC on Lamp Load
Continuous    10A    10A    10A    10A	