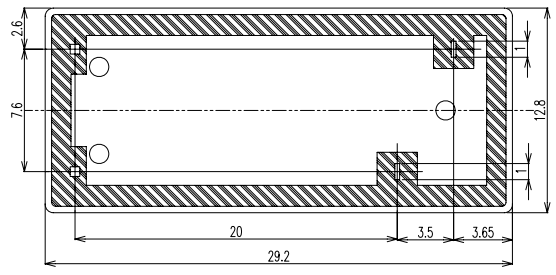
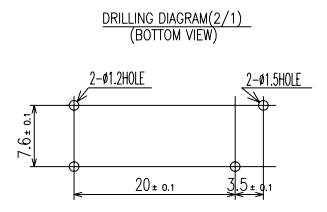
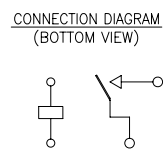
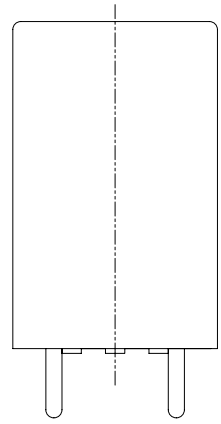
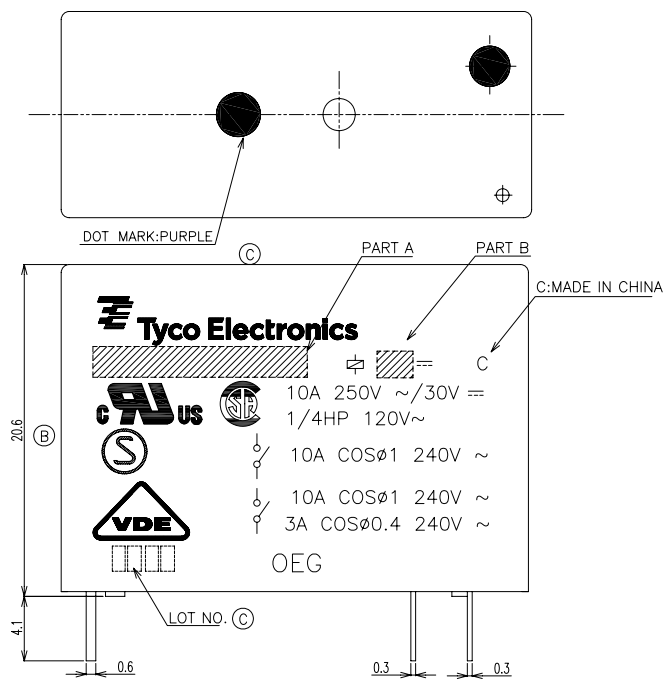


THIS DRAWING IS UNPUBLISHED. RELEASED FOR PUBLICATION
 © COPYRIGHT BY TYCO ELECTRONICS CORPORATION. ALL RIGHTS RESERVED.

LOC		DIST		REVISIONS					
P	LTR	DESCRIPTION	ECN	DATE	DWN	APVD			
	O	RELEASE	FK00-0016-04	19-JAN-04	H.S	A.N			
	A1	MODIFY REVISION	ECO-05-015536	8-DEC-05	G.L	N.F			
	B	REVISE VDE LOGO	ECO-07-001278	3-JAN-07	K.S.L	W.Y			
	C	CHANGE NEW LOGO	ECO-08-019312	28-SEP-08	M.H.L	B.R.Y			



THIS DRAWING IS A CONTROLLED DOCUMENT FOR TYCO ELECTRONICS CORPORATION IT IS SUBJECT TO CHANGE AND THE CONTROLLING ENGINEERING ORGANIZATION SHOULD BE CONTACTED FOR THE LATEST REVISION.		DWN H.SASAKI	Tyco Electronics Corporation Shenzhen, China		
DIMENSIONS: mm		CHK Y.OIKAWA			
TOLERANCES UNLESS OTHERWISE SPECIFIED: 0 PLC 1 PLC 2 PLC 3 PLC 4 PLC ANGLES		APVD A.NAGAI	NAME		
MATERIAL		PRODUCT SPEC -	OMI-1M,394 CUSTOMER DRAWING		
FINISH		APPLICATION SPEC -	SIZE A3	CAGE CODE 00779	DRAWING NO 3-1440000-9
		WEIGHT -	RESTRICTED TO		
		CUSTOMER DRAWING	SCALE 4:1	SHEET 1 OF 2	REV C

THIS DRAWING IS UNPUBLISHED. RELEASED FOR PUBLICATION
 © COPYRIGHT BY TYCO ELECTRONICS CORPORATION. ALL RIGHTS RESERVED.

LOC		DIST		REVISIONS					
P	LTR	DESCRIPTION	ECN	DATE	DWN	APVD			

NOTES:
 1.-SH- : WASHABLE TYPE
 2.LOT NO. SYSTEM AS FOLLOWING:

0701 WEEK
 YEAR

3.GENERAL TOLERANCE AS FOLLOWING:

TOLERANCE	
MAX .1mm	±0.1
1mm~MAX.3mm	±0.2
3mm MIN.	±0.3

4.TERMINAL DIMENSION IS NOT INCLUDING SOLDER TIP.

TE PART NO	DESCRIPTION	PART B	PART A
4-1440000-4	OMI-SH-124LM	24V	OMI-SH-124LM
4-1440000-1	OMI-SH-112LM	12V	OMI-SH-112LM
3-1440000-9	OMI-SH-112DM	12V	OMI-SH-112DM

RELAY TYPE

RELAY TYPE	ITEM
UV RESIN	16
EPOXY RESIN	15
PBT	14
UEW	13
PET	12
PBT	11
SOLDER DIP	10
PPS	9
Ag ALLOY	8
Ag ALLOY	7
Cu ALLOY	6
SOLDER DIP	5
SOLDER DIP	4
STEEL	3
STEEL	2
STEEL	1

THIS DRAWING IS A CONTROLLED DOCUMENT FOR TYCO ELECTRONICS CORPORATION IT IS SUBJECT TO CHANGE AND THE CONTROLLING ENGINEERING ORGANIZATION SHOULD BE CONTACTED FOR THE LATEST REVISION.		DWN	Tyco Electronics Tyco Electronics Corporation Shenzhen, China	
DIMENSIONS: mm		CHK	NAME	
TOLERANCES UNLESS OTHERWISE SPECIFIED: 0 PLC ± 1 PLC ± 2 PLC ± 3 PLC ± 4 PLC ± ANGLES ±		APVD	OMI-1M,394 CUSTOMER DRAWING	
MATERIAL		PRODUCT SPEC	SIZE	RESTRICTED TO
FINISH		APPLICATION SPEC	A3	-
		WEIGHT	CAGE CODE	
		CUSTOMER DRAWING	00779	
			DRAWING NO	
			3-1440000-9	
			SCALE	
			4:1	
			SHEET	
			2	
			OF	
			2	
			REV	
			C	