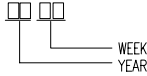
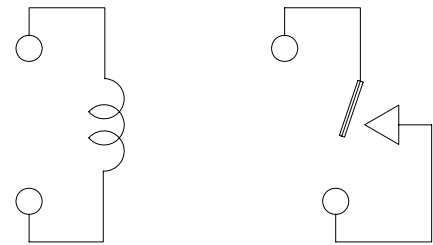

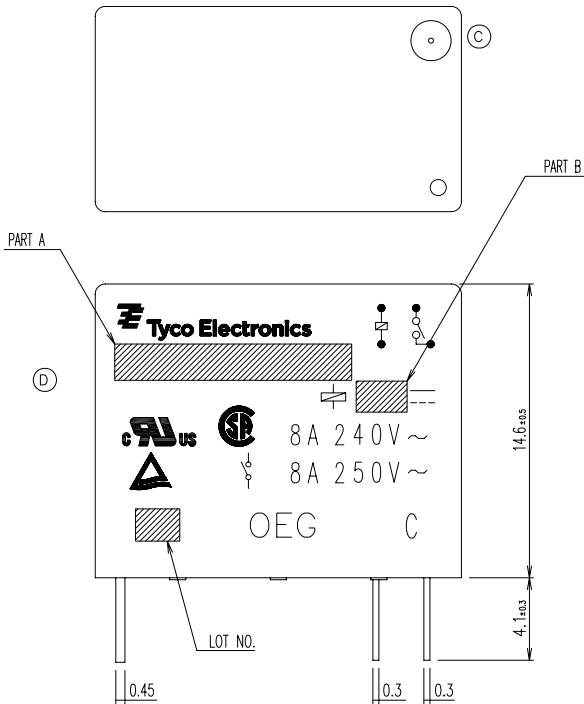


THIS DRAWING IS UNPUBLISHED. RELEASED FOR PUBLICATION
 © COPYRIGHT BY TYCO ELECTRONICS CORPORATION. ALL RIGHTS RESERVED.

LOC		DIST		REVISIONS				
P	LTR	DESCRIPTION	ECN	DATE	DWN	APVD		
C		MODIFY VENT HOLE&ADD NOTE	ECO-06-008136	15-FEB-06	JG	HSU		
D		CHANGE TE LOGO&DATE CODE	ECO-08-007851	24-JUN-08	YSH	BLY		

NOTES:
 1. LOT NO. SYSTEM AS FOLLOWING:




CONNECTION FIGURE

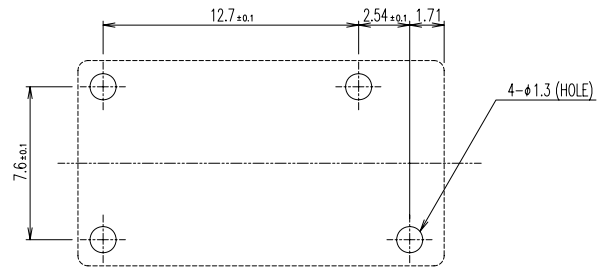
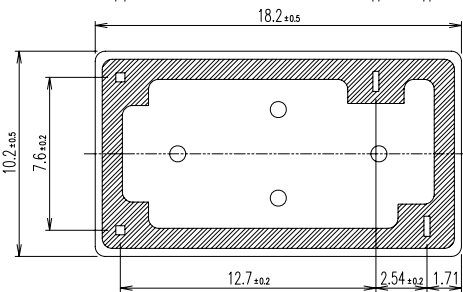



FIGURE FOR PRINTED CIRCUIT BOARD PROCESSING (BOTTOM VIEW)



THIS DRAWING IS A CONTROLLED DOCUMENT FOR TYCO ELECTRONICS CORPORATION IT IS SUBJECT TO CHANGE AND THE CONTROLLING ENGINEERING ORGANIZATION SHOULD BE CONTACTED FOR THE LATEST REVISION.		DWN	H.SASAKI		 Tyco Electronics Corporation Shenzhen, China
DIMENSIONS: mm		CHK	Y.OIKAWA		
TOLERANCES UNLESS OTHERWISE SPECIFIED:		APVD	A.NAGAI		NAME
0 PLC		PRODUCT SPEC	SEE PRODUCT SPEC		OJE-SS-LMH CUSTOMER DRAWING
1 PLC		APPLICATION SPEC			
2 PLC		WEIGHT	SIZE	CAGE CODE	DRAWING NO
3 PLC		MATERIAL	A3	00779	1461034
4 PLC			CUSTOMER DRAWING		RESTRICTED TO
FINISH		SCALE		SHEET	REV
		5:1		1 OF 2	D



THIS DRAWING IS UNPUBLISHED. RELEASED FOR PUBLICATION
 ©COPYRIGHT BY TYCO ELECTRONICS CORPORATION. ALL RIGHTS RESERVED.

LOC		DIST		REVISIONS						
HH				P	LTR	DESCRIPTION	ECN	DATE	DWN	APVD

TE PART NO	TE TYPE NAME	PRODUCT SPEC	PART B	PART A	TYPE
7-1419128-1	OJE-SS-124LMH	108-79057	24V	OJE-SS-124LMH	e
5-1419128-0	OJE-SS-112LMH	108-79056	12V	OJE-SS-112LMH	d
5-1419144-3	OJE-SS-109LMH	108-79055	9V	OJE-SS-109LMH	c
5-1419144-1	OJE-SS-106LMH	108-79054	6V	OJE-SS-106LMH	b
1461034-2	OJE-SS-105LMH	108-79053	5V	OJE-SS-105LMH	a

RELAY TYPE

INCOMBUSTIBILITY	TREATMENT	MATERIAL	DESCRIPTION	ITEM
		EPOXY RESIN	SEAL (BASE & BOBBIN)	15
		JUEW	MAGNETIC WIRE	14
94V-0		P.B.T	CASE	13
94V-0		P.B.T	BASE	12
94V-0		P.B.T	BOBBIN	11
	SOLDER DIP	C.P. WIRE	COIL TERMINAL	10
94V-0		P.P.S	CARD	9
		Ag ALLOY	MOVABLE CONTACT	8
		Ag ALLOY	NO.CONTACT	7
		STEEL	HINGE SPRING	6
	SOLDER DIP	Cu ALLOY	NO.TERMINAL	5
	SOLDER DIP	Cu ALLOY	MOVABLE SPRING	4
	NIP	STEEL	CORE	3
	NIP	STEEL	ARMATURE	2
	NIP	STEEL	YOKE	1

THIS DRAWING IS A CONTROLLED DOCUMENT FOR TYCO ELECTRONICS CORPORATION IT IS SUBJECT TO CHANGE AND THE CONTROLLING ENGINEERING ORGANIZATION SHOULD BE CONTACTED FOR THE LATEST REVISION.		DWN	 Tyco Electronics Corporation Shenzhen, China	
DIMENSIONS: mm		CHK	NAME OJE-SS-LMH CUSTOMER DRAWING	
		APVD	RESTRICTED TO	
TOLERANCES UNLESS OTHERWISE SPECIFIED: 0 PLC ± 1 PLC ± 2 PLC ± 3 PLC ± 4 PLC ± ANGLES ±		PRODUCT SPEC	SIZE A3	CAGE CODE 00779
MATERIAL	FINISH	APPLICATION SPEC	DRAWING NO 1461034	
		WEIGHT	SCALE	SHEET 2 OF 2
		CUSTOMER DRAWING		REV D