
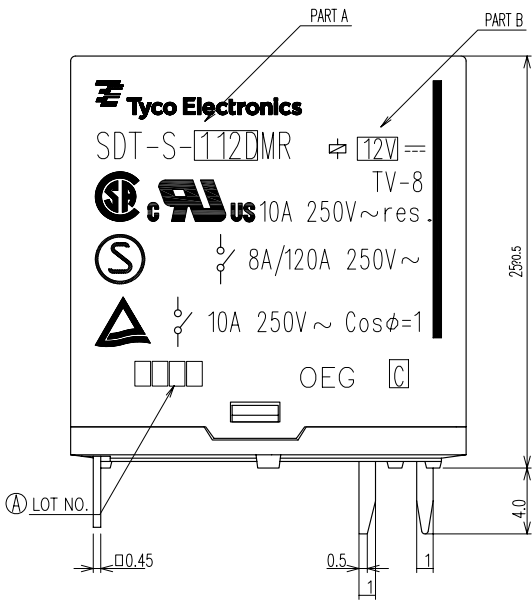
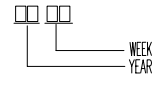


THIS DRAWING IS UNPUBLISHED. RELEASED FOR PUBLICATION  
 © COPYRIGHT BY TYCO ELECTRONICS CORPORATION. ALL RIGHTS RESERVED.

LOC		DIST		REVISIONS				
P	LTR	DESCRIPTION	ECN	DATE	DWN	APVD		
	A	CHANGE DATE CODE&TE LOGO	ECO-08-007889	16-APR-08	CY.Z	BHY		



NOTES:  
 ① 1. LOT NO. SYSTEM AS FOLLOWING:



DRILLING DIAGRAM  
 BOTTOM VIEW (2/1)

CONNECTION DIAGRAM  
 BOTTOM VIEW (2/1)

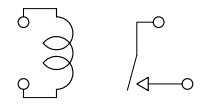
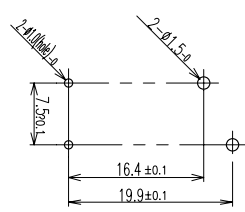
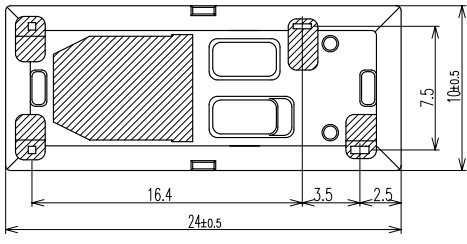


Diagram dimension	Tolerance
max. 1mm	±0.1mm
1 - 3mm	±0.2mm
min. 3mm	±0.3mm



THIS DRAWING IS A CONTROLLED DOCUMENT FOR TYCO ELECTRONICS CORPORATION IT IS SUBJECT TO CHANGE AND THE CONTROLLING ENGINEERING ORGANIZATION SHOULD BE CONTACTED FOR THE LATEST REVISION.		DWN K.Okado
DIMENSIONS: mm		CHK H.Sasaki
TOLERANCES UNLESS OTHERWISE SPECIFIED: 0 PLC ± 1 PLC ± 2 PLC ± 3 PLC ± 4 PLC ± ANGLES ±		APVD A.Nagai
MATERIAL	FINISH	NAME SDT-DMR

Tyco Electronics Corporation ShenZhen, China		RESTRICTED TO
PRODUCT SPEC SFF RELAY TYPE	SIZE A3	CAGE CODE 00779
APPLICATION SPEC	DRAWING NO 1461267	SCALE 4:1
WEIGHT	CUSTOMER DRAWING	SHEET 1 OF 2

THIS DRAWING IS UNPUBLISHED. RELEASED FOR PUBLICATION  
 © COPYRIGHT BY TYCO ELECTRONICS CORPORATION. ALL RIGHTS RESERVED.

LOC		DIST		REVISIONS					
P	LTR	DESCRIPTION	ECN	DATE	DWN	APVD			

TE TYPE NAME	TE PART NO	PRODUCT SPEC	PART B	PART A	DESCRIPTION	No
SDT-S-118DMR	1461267-3	108-79782	18V	SDT-S-118DMR	STANDARD	h
SDT-S-148DMR	1461023-2	108-79440	48V	SDT-S-148DMR	STANDARD	g
SDT-S-124DMR	1419126-1	108-79439	24V	SDT-S-124DMR	STANDARD	f
SDT-S-112DMR	9-1419125-7	108-79438	12V	SDT-S-112DMR	STANDARD	e
SDT-S-109DMR	8-1419125-9	108-79437	9V	SDT-S-109DMR	STANDARD	d
SDT-S-106DMR	1461267-2	108-79436	6V	SDT-S-106DMR	STANDARD	c
SDT-S-105DMR	8-1419125-0	108-79435	5V	SDT-S-105DMR	STANDARD	b
SDT-S-103DMR	1461267-1	108-79434	3V	SDT-S-103DMR	STANDARD	a

RELAY TYPE

INCOMBUSTIBILITY	TREATMENT	MATERIAL	DESCRIPTION	ITEM
		EPOXY RESIN	SEAL (BASE & TERMINAL)	15
		EPOXY RESIN	SEAL (BASE & YOKE)	14
		3UEW	MAGNETIC WIRE	13
94V-0		P.B.T	CASE	12
94V-0		P.B.T	BOBBIN	11
	SOLDER DIP	C.P WIRE	COIL TERMINAL	10
94V-0		NYRON	CARD	9
		AgSnO	MOVABLE CONTACT	8
		AgSnO	NO.CONTACT	7
		STEEL	HINGE SPRING	6
	SOLDER DIP	Cu ALLOY	NO.TERMINAL	5
	SOLDER DIP	Cu ALLOY	MOVABLE SPRING	4
	NIP	STEEL	CORE	3
	NIP	STEEL	ARMATURE	2
	NIP	STEEL	YOKE	1

THIS DRAWING IS A CONTROLLED DOCUMENT FOR TYCO ELECTRONICS CORPORATION  
 IT IS SUBJECT TO CHANGE AND THE CONTROLLING ENGINEERING ORGANIZATION  
 SHOULD BE CONTACTED FOR THE LATEST REVISION.

DIMENSIONS: mm

TOLERANCES UNLESS OTHERWISE SPECIFIED:

0 PLC	±
1 PLC	±
2 PLC	±
3 PLC	±
4 PLC	±
ANGLES	±

MATERIAL FINISH

DWN  
CHK  
APVD  
PRODUCT SPEC  
APPLICATION SPEC  
WEIGHT  
CUSTOMER DRAWING

**Tyco Electronics** Tyco Electronics Corporation  
ShenZhen, China

NAME  
SDT-DMR

SIZE A3 CAGE CODE 00779 DRAWING NO 1461267 RESTRICTED TO

SCALE SHEET 2 OF 2 REV A