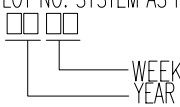
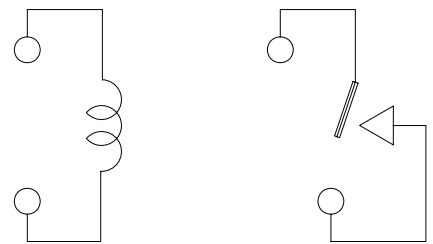


THIS DRAWING IS UNPUBLISHED. RELEASED FOR PUBLICATION
 © COPYRIGHT BY TYCO ELECTRONICS CORPORATION. ALL RIGHTS RESERVED.

LOC		REVISIONS				
P	LTR	DESCRIPTION	ECO	DATE	DWN	APVD
	E	CHANGE CATE CADE&TE LOGO	ECO-08-007851	06-APR-08	CYZ	BHY

NOTE:
 1. LOT NO. SYSTEM AS FOLLOWS:




CONNECTION FIGURE

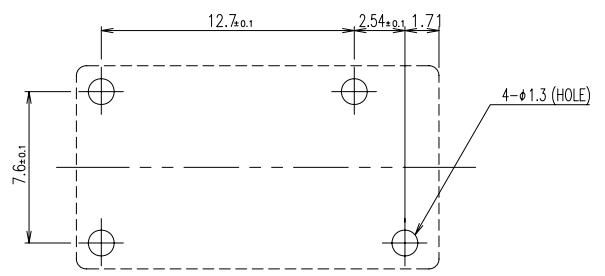
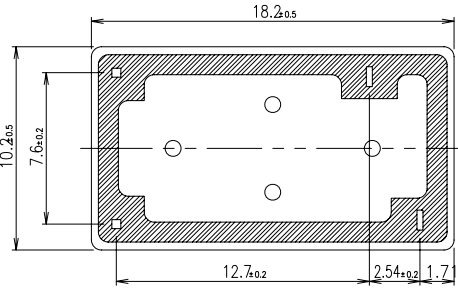
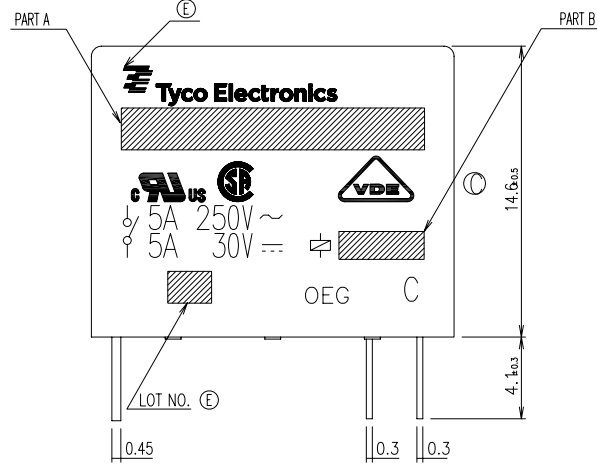




FIGURE FOR PRINTED CIRCUIT BOARD PROCESSING
 (BOTTOM VIEW)

Diagram dimension	Tolerance
0.99mm max.	±0.1mm
1 - 2.99mm	±0.2mm
3mm min.	±0.3mm



THIS DRAWING IS A CONTROLLED DOCUMENT FOR TYCO ELECTRONICS CORPORATION. IT IS SUBJECT TO CHANGE AND THE CONTROLLING ENGINEERING ORGANIZATION SHOULD BE CONTACTED FOR THE LATEST REVISION.		DWN	H.SASAKI		 Tyco Electronics Corporation ShenZhen, China
DIMENSIONS: mm		CHK	Y.OIKAWA		
TOLERANCES UNLESS OTHERWISE SPECIFIED: 0 PLC 1 PLC 2 PLC 3 PLC 4 PLC AREAS		APVD	A.NAGAI		NAME
MATERIAL		PRODUCT SPEC SEE PRODUCT SPEC.		OJ-SS-DM CUSTOMER DRAWING	
FINISH		APPLICATION SPEC SEE PRODUCT TABLE		SIZE	RESTRICTED TO
		WEIGHT	SEE PRODUCT TABLE		A3
		CUSTOMER DRAWING		CAGE CODE	DRAWING NO
				00779	1461076
				SCALE	SHEET
				5:1	1 OF 2
				REV	E

THIS DRAWING IS UNPUBLISHED. RELEASED FOR PUBLICATION
 © COPYRIGHT BY TYCO ELECTRONICS CORPORATION. ALL RIGHTS RESERVED.

LOC		DIST		REVISIONS					
P	LTR	DESCRIPTION	ECN	DATE	DWN	APVD			

TE PART NO	TE TYPE NAME	PRODUCT SPEC	PART B	PART A	TYPE
1461076-3	OJ-SS-118DM	—	18VDC	OJ-SS-118DM	h
4-1419144-6	OJ-SS-148DM	108-79019	48VDC	OJ-SS-148DM	g
2-1419129-9	OJ-SS-124DM	108-79018	24VDC	OJ-SS-124DM	f
1-1419129-8	OJ-SS-112DM	108-79017	12VDC	OJ-SS-112DM	e
1-1419129-5	OJ-SS-109DM	108-79016	9VDC	OJ-SS-109DM	d
1461076-2	OJ-SS-106DM	108-79015	6VDC	OJ-SS-106DM	c
3-1419144-7	OJ-SS-105DM	108-79014	5VDC	OJ-SS-105DM	b
1461076-1	OJ-SS-103DM	108-79013	3VDC	OJ-SS-103DM	a

RELAY TYPE

INCOMBUSTIBILITY	TREATMENT	MATERIAL	DESCRIPTION	ITEM
		EPOXY RESIN	SEEL (BASE & BOBBIN)	15
		SUEW	MAGNETIC WIRE	14
94V-0		P.B.T	CASE	13
94V-0		P.B.T	BASE	12
94V-0		P.B.T	BOBBIN	11
	SOLDER DIP	C.P WIRE	COIL TERMINAL	10
94V-0		P.P.S	CARD	9
		Ag ALLOY	MOVABLE CONTACT	8
		Ag	NO.CONTACT	7
		STEEL	HINGE SPRING	6
	SOLDER DIP	PBP	NO.TERMINAL	5
	SOLDER DIP	PBS	MOVABLE SPRING	4
	NIP	STEEL	CORE	3
	NIP	STEEL	ARMATURE	2
	NIP	STEEL	YOKE	1

THIS DRAWING IS A CONTROLLED DOCUMENT FOR TYCO ELECTRONICS CORPORATION IT IS SUBJECT TO CHANGE AND THE CONTROLLING ENGINEERING ORGANIZATION SHOULD BE CONTACTED FOR THE LATEST REVISION.		DWN	Tyco Electronics Corporation ShenZhen, China	
DIMENSIONS: mm		CHK	NAME	
TOLERANCES UNLESS OTHERWISE SPECIFIED: 0 PLC ±0.15 1 PLC ±0.20 2 PLC ±0.25 3 PLC ±0.30 4 PLC ±0.40 WIRE ±0.05		APVD	OJ-SS-DM CUSTOMER DRAWING	
MATERIAL		PRODUCT SPEC	SIZE A3	CAGE CODE 00779
FINISH		APPLICATION SPEC	DRAWING NO. 1461076	RESTRICTED TO
		WEIGHT	CUSTOMER DRAWING	
		CUSTOMER DRAWING	SCALE	SHEET 2 OF 2 REV E