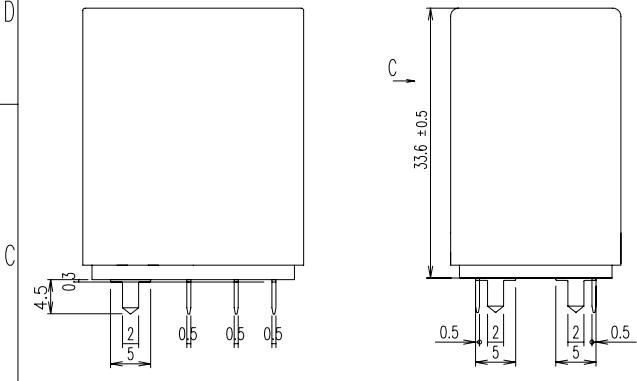
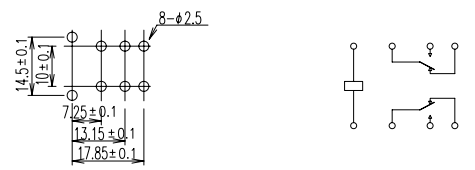


THIS DRAWING IS UNPUBLISHED. RELEASED FOR PUBLICATION
 © COPYRIGHT BY TYCO ELECTRONICS CORPORATION. ALL RIGHTS RESERVED.

LOC	DIST	REVISIONS						
HB		P	LTR	DESCRIPTION	ECN	DATE	DWN	APVD
		P	A	RELEASE		16-SEP-08	SZJ	BHY



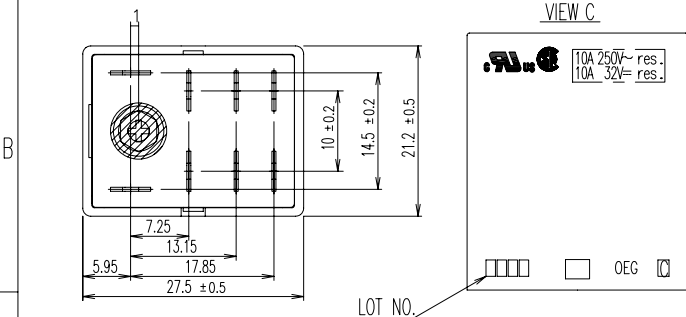
Drilling Diagram (BOTTOM VIEW) Connection Diagram (BOTTOM VIEW)



TE PART NO	PACKING SPEC	DESCRIPTION	PART B	PART A	ITEM
5-1461059-8	107-79058	PCLH-206A1SP ,000	110/120V~	PCLH-206A1SP	a

RELAY TYPE

AR					ITEM
AR		EPOXY RESIN	RESIN		18
AR		POLYESTER	TAPE		17
AR		POLYURETHANE COPPER WIRE	MAGNETIC WIRE		16
1	UL94 V-0	PC	CASE		15
1		STAINLESS	SPRING		14
1		Cu ALLOY + PBT	MOVABLE SPRING		13
2		ALUMINIUM	ALUMINIUM RIVET		12
1		POLYESTER	SHEET		11
1		Cu-Ni PLATED	STEEL	ARMATURE	10
4		Ag ALLOY	STATIONARY CONTACT		9
2		Ag ALLOY	MOVABLE CONTACT		8
4		Cu ALLOY	STATIONARY TERMINAL		7
2		Cu ALLOY + PVC	LEAD WIRE		6
2		Cu ALLOY	COIL/MOVABLE TERMINAL		5
1	UL94 V-0	EPOXY CASTING RESIN	BASE		4
1	UL94 HB	PA66 NYLON	BOBBIN		3
1		Zn PLATED	STEEL+Cu	CORE	2
1		Ni PLATED	STEEL	YOKE	1
a	INCOMBUSTIBILITY	TREATMENT	MATERIAL	DESCRIPTION	ITEM



LOT NO.

LOT NO SYSTEM AS FOLLOWING:

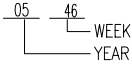


Diagram dimension	Tolerance
0.99mm max.	±0.1mm
1 - 2.99mm	±0.2mm
3mm min.	±0.3mm

THIS DRAWING IS A CONTROLLED DOCUMENT FOR TYCO ELECTRONICS CORPORATION. IT IS SUBJECT TO CHANGE AND THE CONTROLLING ENGINEERING ORGANIZATION SHOULD BE CONTACTED FOR THE LATEST REVISION.

DIMENSIONS:	TOLERANCES UNLESS OTHERWISE SPECIFIED:
mm	0 PLC ±
	1 PLC ±
	2 PLC ±
	3 PLC ±
	4 PLC ±

MATERIAL: - FINISH: -

DWN	H.SASAKI	Tyco Electronics Corporation Shenzhen, China	
CHK	N.FUNAYAMA		
APVD	A.NAGAI		
PRODUCT SPEC	-		
APPLICATION SPEC	-	NAME	
WEIGHT	-	PCLH-20A1SP CUSTOMER DRAWING	
CUSTOMER DRAWING		SIZE	A3
		CAGE CODE	00779
		DRAWING NO	5-1461059-8
		RESTRICTED TO	-
		SCALE	2:1
		SHEET	1 OF 1
		REV	A