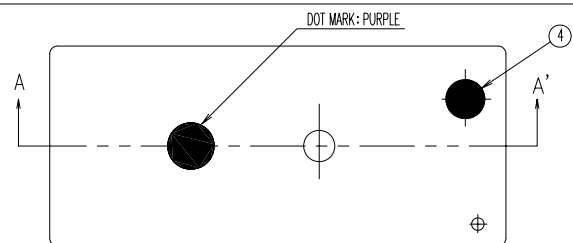


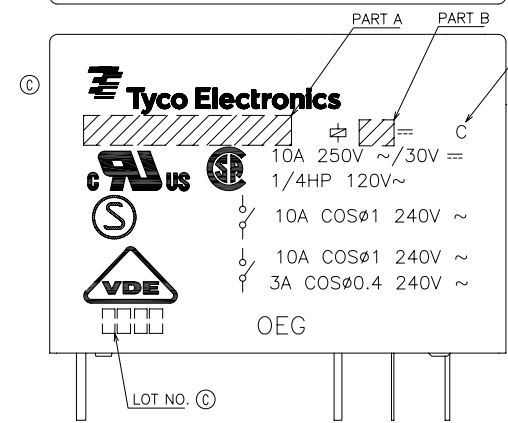
DRAWING NO 3-1440000-8

THIS DRAWING IS A CONTROLLED DOCUMENT

USED ON

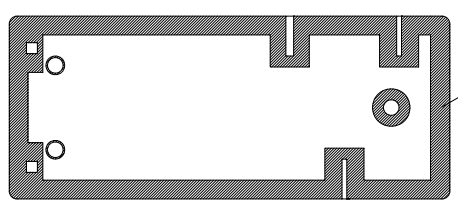
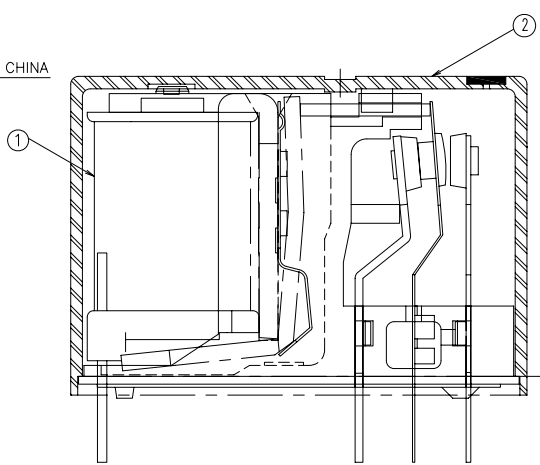


NOTE.
1.PART "B" SHOULD FIT PART "A" AFTER CASE INSERTION PROCESS



C.MADE IN CHINA

A-A' SECTION



C	CHANGE NEW LOGO	ECO-08-019312	27-NOV-08	D.L	B.H.Y
B1	ADD TYPE	ECO-06-017496	2-AUG-06	G.L	N.F
A1	MODIFY	FK00-0069-04	31-MAY-04	H.S	A.N
P	LTR	REVISION RECORD	ECN	DATE	DWN
				DWN	APVD

DIMENSIONS: mm		TOLERANCES UNLESS OTHERWISE SPECIFIED:	
0	PLC	0	PLC
1	PLC	1	PLC
2	PLC	2	PLC
3	PLC	3	PLC
4	PLC	4	PLC
ANGLES ±		SURFACE TEXTURE	

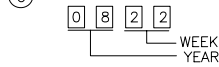
DWN	H.Sasaki	MATERIAL	HEAT TREAT
CHK	Y.Oikawa	Tyco Electronics Corporation Shenzhen, China	
APVD	A.Nagai		
NAME	OMI-SH-112D SPEC,394 PRODUCT DRAWING		
SCALE	4:1	SIZE	A3
DRAWING NO	3-1440000-8		SHEET 1 OF 2
REV	C		

THIS DRAWING IS A CONTROLLED DOCUMENT. ANY REVISIONS MUST BE APPROVED BY THE ORIGINAL DESIGNER AND THE QUALITY CONTROL DEPARTMENT. IT MAY BE REVISED TO ADDRESS ANY CHANGES TO THE PRODUCT DESIGN OR MANUFACTURING PROCESS. APPROVED: PENSUWALUA

8 7 6 5 4 3 2 1

USED ON

- NOTES:
 1. PART "B" SHOULD FIT PART "A" AFTER CASE INSERTION PROCESS.
 2. LOT NO. SYSTEM AS FOLLOWING:



1-1461330-5	OMI-SH-124D,394	OMI-SH-124D	24V	f	(B1)
1461330-2	OMI-SH-148D,394	OMI-SH-148D	48V	e	
1461330-1	OMI-SH-148L,394	OMI-SH-148L	48V	d	
4-1440000-3	OMI-SH-124L,394	OMI-SH-124L	24V	c	
4-1440000-0	OMI-SH-112L,394	OMI-SH-112L	12V	b	
3-1440000-8	OMI-SH-112D,394	OMI-SH-112D	12V	a	
TE PART NO	DESCRIPTION	PART A	PART B	No.	

RELAY TYPE

AR	AR	AR	AR	AR	AR	AR	AR	1-1440802-0	UV SEAL 3056C(VENT HOLE)	4
AR	AR	AR	AR	AR	AR	AR	AR	1-1440802-3	SEAL 4616-50K(BASE&CASE)	3
			1					2-1461438-0	CASE MARKING ASSY (48V,TYPE L)	
	1	1						1-1461438-9	CASE MARKING ASSY (48V,TYPE D)	
				1				1-1461438-8	CASE MARKING ASSY (24V,TYPE L)	
1								1-1461438-7	CASE MARKING ASSY (24V,TYPE D)	2
						1		1-1461438-6	CASE MARKING ASSY (12V,TYPE L)	
							1	1-1461438-5	CASE MARKING ASSY (12V,TYPE D)	
		1						4-1721100-6	COIL ASSY(48V,TYPE L)	
	1	1						4-1721100-4	COIL ASSY(48V,TYPE D)	
								4-1721100-2	COIL ASSY(36V,TYPE D)	
					1			4-1721100-0	COIL ASSY(24V,TYPE L)	
1								3-1721100-8	COIL ASSY(24V,TYPE D)	
						1		3-1721100-4	COIL ASSY(12V,TYPE L)	1
							1	3-1721100-3	COIL ASSY(12V,TYPE D)	
								3-1721100-2	COIL ASSY(9V,TYPE L)	
								3-1721100-0	COIL ASSY(6V,TYPE L)	
								2-1721100-9	COIL ASSY(6V,TYPE D)	
								2-1721100-8	COIL ASSY(5V,TYPE L)	
								2-1721100-7	COIL ASSY(5V,TYPE D)	
f	e	e	d	c	b	a		TE PART NO	DESCRIPTION	ITEM

REQUIRED PER ASSY

DWN	MATERIAL	HEAT TREAT
CHK	Tyco Electronics Tyco Electronics Corporation Shenzhen,China	
APVD	NAME OMI-SH-112D SPEC,394 PRODUCT DRAWING	
SCALE 5:1	SIZE A3	DRAWING NO 3-1440000-8
SHEET 2	OF 2	REV C

P	LTR	REVISION RECORD	ECN	DATE	DWN	APVD
---	-----	-----------------	-----	------	-----	------

DIMENSIONS: mm

TOLERANCES UNLESS OTHERWISE SPECIFIED:
 0.10 PLCC
 0.25 PLCC
 0.50 PLCC
 0.75 PLCC
 1.00 PLCC
 1.27 PLCC
 1.50 PLCC

ANGLES ±

SURFACE TEXTURE ✓

THIS INFORMATION IS CONFIDENTIAL AND PROPRIETARY TO TYCO ELECTRONICS CORPORATION AND IS NOT TO BE DISCLOSED TO ANY OTHER PARTY WITHOUT THE WRITTEN PERMISSION OF TYCO ELECTRONICS CORPORATION.