

4

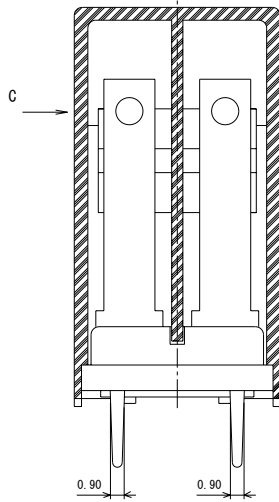
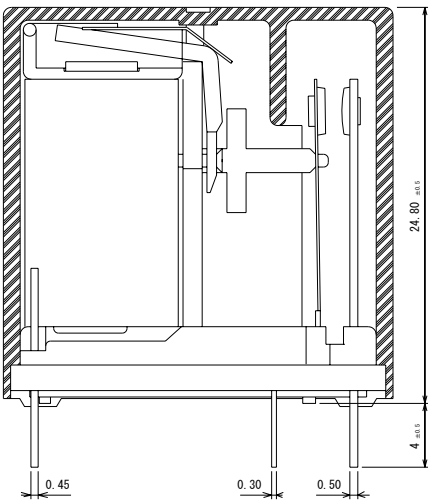
3

2

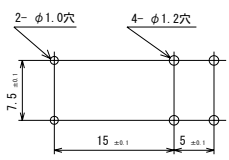
1

THIS DRAWING IS UNPUBLISHED. RELEASED FOR PUBLICATION
 © COPYRIGHT BY TYCO ELECTRONICS CORPORATION. ALL RIGHTS RESERVED.

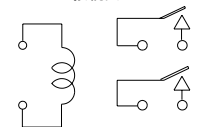
LOC		DIST		REVISONS				
HH				変更				
P	LTR	DESCRIPTION		ECN	DATE	DWN	APVD	
	D	INTEGRATION		ECO-06-017047	31-JUL-06	G. L.	N. F.	



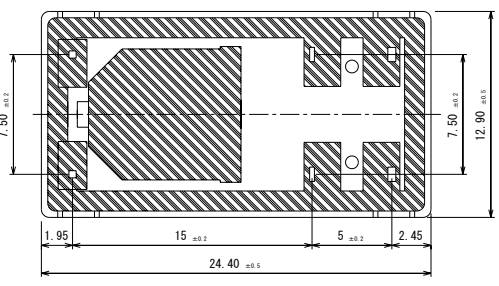
DRILLING DIAGRAM (BOTTM VIEW)
 プリント基板加工図：底面図 (2/1)



CONNECTION DIAGRAM (BOTTM VIEW)
 接続図



ⓓ SEE DRAWING 3-1419124-9



TOLERANCE	
Diagram dimension	Tolerance
max. 1mm	±0.1mm
1 ~ 3mm	±0.2mm
min. 3mm	±0.3mm

THIS DRAWING IS A CONTROLLED DOCUMENT FOR TYCO ELECTRONICS CORPORATION IT IS SUBJECT TO CHANGE AND THE CONTROLLING ENGINEERING ORGANIZATION SHOULD BE CONTACTED FOR THE LATEST REVISION.		DWN	H. SASAKI	Tyco Electronics EC K.K. Tochigi, Japan
		CHK	Y. OIKAWA	
DIMENSIONS: 単位: ㎜		APVD	A. NAGAI	NAME 名称
TOLERANCES UNLESS OTHERWISE SPECIFIED: 0 PLC ± 1 PLC ± 2 PLC ± 3 PLC ± 4 PLC ± HOLES ±		PRODUCT SPEC	-	OSA-SH-DM5, 600, 600M
MATERIAL 材料		APPLICATION SPEC	-	SIZE CAGE CODE DRAWING NO A3 00779 7-1440004-7
FINISH 仕上		WEIGHT	-	RESTRICTED TO -
		CUSTOMER DRAWING		SCALE 4:1 SHEET 1 OF 2 REV D

