

**Miniature PCB Relay T73**

- 10A switching capacity
- UL Class F coil insulation system standard
- 1 form A (NO) and 1 form C (CO) contact arrangement
- Flux proof, wash tight plastic sealed case available



Typical applications  
Appliances, HVAC, office machines



**Approvals**

UL E29244  
Technical data of approved types on request

**Contact Data**

Contact arrangement	1 form A (NO)
Rated voltage	120VAC, 24VDC
Max. switching voltage	120VAC, 28VDC
Rated current	10A
Contact material	AgCdO
Min. recommended contact load	100mA at 5VDC
Frequency of operation	1800 ops./h
Operate/release time max.	10/5ms
Electrical endurance	10A, 120VAC resistive 100x10 <sup>3</sup> ops. 6A, 24VDC resistive 100x10 <sup>3</sup> ops.
Contact ratings	10A, 120VAC resistive 6A, 24VDC resistive 3/4HP, 240VAC
Mechanical endurance, DC coil	10x10 <sup>6</sup> operations

**Coil Data**

Coil voltage range	3 to 48VDC
Operative range, IEC 61810	2
Coil insulation system according UL	Class F

**Coil Data (continued)**

**Coil versions, DC coil**

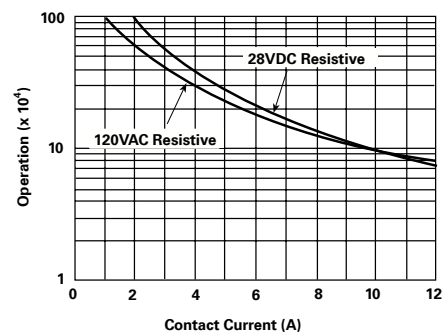
Coil code	Rated voltage VDC	Operate voltage VDC	Release voltage VDC	Coil resistance Ω±10%	Rated coil power mW
003	3	1.95	0.15	20	450
005	5	3.25	0.25	55.5	450
006	6	3.9	0.3	80	450
009	9	5.85	0.45	180	450
012	12	7.8	0.6	320	450
018	18	11.7	0.9	720	450
024	24	15.6	1.2	1280	450
048	48	31.2	2.4	3491	660

All figures are given for coil without pre-energization, at ambient temperature +23°C.

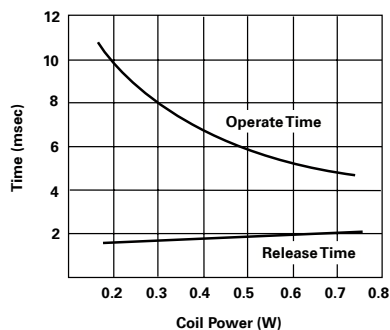
**Insulation Data**

Initial dielectric strength	
between open contacts	750V <sub>rms</sub>
between contact and coil	2000V <sub>rms</sub>
Clearance/creepage	
between contact and coil	>1.6/3.2mm

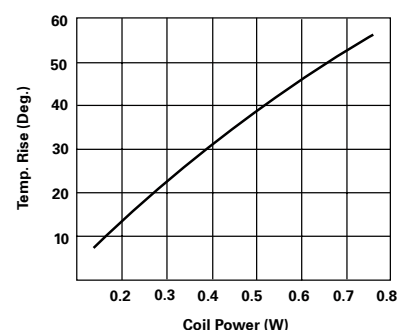
**Electrical endurance**



**Operate time**



**Coil temperature rise**



Note: Graphical data should not be used as a substitute for specific application verification. To be used for estimates only.

**Miniature PCB Relay T73 (Continued)**

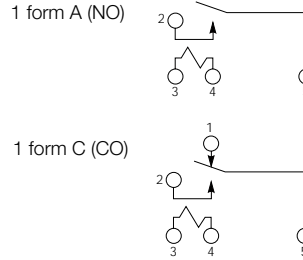
**Other Data**

Material compliance: EU RoHS/ELV, China RoHS, REACH, Halogen content refer to the Product Compliance Support Center at [www.tycoelectronics.com/customer-support/rohssupportcenter](http://www.tycoelectronics.com/customer-support/rohssupportcenter)

Ambient temperature	-30°C to +80°C
Category of environmental protection IEC 61810	RTII - flux proof RTIII - wash tight
Shock resistance (functional)	10g
Shock resistance (destructive)	100g
Weight	12g
Resistance to soldering heat THT IEC 60068-2-20	RTII: 270°C/10s RTIII: 260°C/5s
Packaging unit	tube/20 pcs., carton box/1000 pcs.

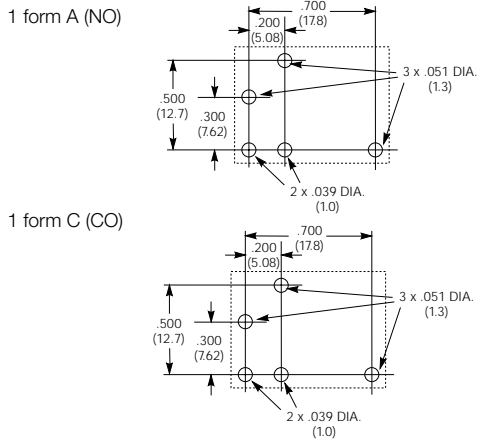
**Terminal assignment**

Bottom view on solder pins

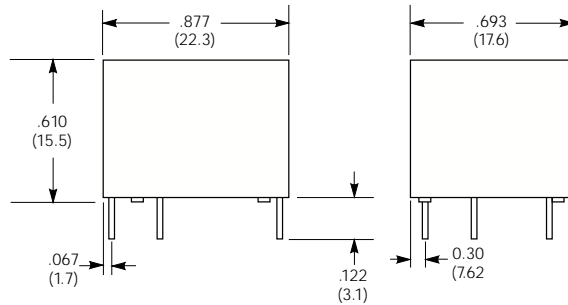


**PCB layout**

Bottom view on solder pins



**Dimensions**



**Product code structure**

Typical product code **T73 S 5 D 1 5 -24**

**Basic type**

**T73** Miniature PCB Relay T73

**Category of protection**

- V** Flux proof
- S** Wash tight, immersion cleanable, plastic sealed case

**Contact arrangement**

**1** 1 form A (NO) contact      **5** 1 form C (CO) contact

**Coil input**

**D** DC coil

**Relay type**

**1** Standard coil

**Contact material**

**5** AgCdO

**Coil voltage**

Coil code: please refer to coil versions table (e.g. 05=5VDC)

Other types on request

Product code	Enclosure	Arrangement	Coil	Cont.material	Coil voltage	Part number
T73S1D15-12	Wash tight	1 form A (NO)	DC coil	AgCdO	12VDC	1-1393197-1
T73S5D15-05		1 form C (CO)			5VDC	2-1393197-9
T73S5D15-12					12VDC	3-1393197-2
T73S5D15-24					24VDC	3-1393197-4