
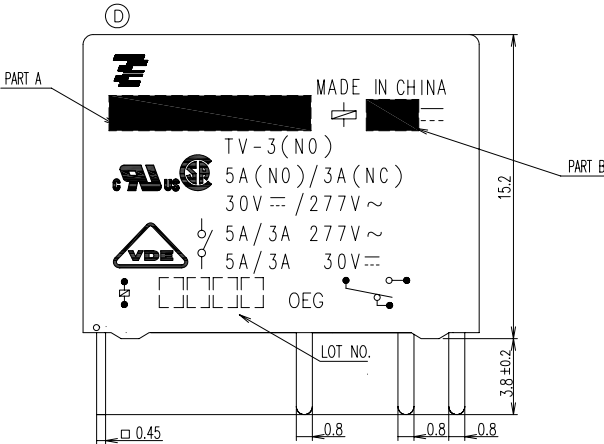


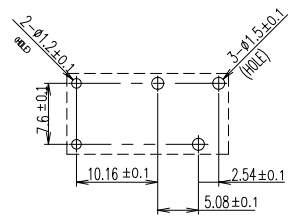
THIS DRAWING IS UNPUBLISHED. RELEASED FOR PUBLICATION
 © COPYRIGHT BY TYCO ELECTRONICS CORPORATION. ALL RIGHTS RESERVED.

LOC HB DIST

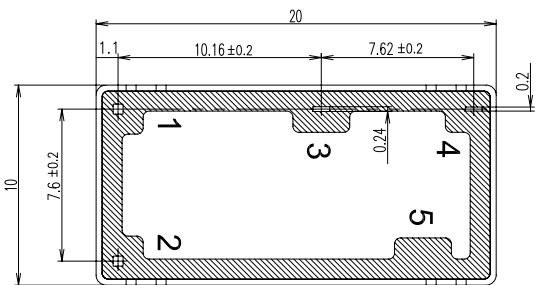
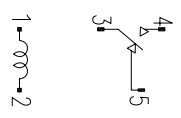
REVISIONS						
P	LTR	DESCRIPTION	ECN	DATE	DWN	APVD
C1		CHANGE SPEC CODE	ECO-06-028026	01-DEC-06	Y.X	N.F
D		CHANGE TE LOG&DATE CODE	ECO-08-020482	11-SEP-08	YS.H	B.H.Y



DRILLING DIAGRAM (BOTTOM VIEW)



CONNECTION DIAGRAM (BOTTOM VIEW)



NOTES:
 1. TERMINAL DIMENSIONS BEFORE SOLDER DIP
 2. LAST SUFFIX NON : WASHABLE TYPE
 3. LOT NO. SYSTEM AS FOLLOWING:
 WEEK
 YEAR

Diagram dimension	Tolerance
0.99mm max.	±0.1mm
1 - 2.99mm	±0.2mm
3mm min.	±0.3mm

THIS DRAWING IS A CONTROLLED DOCUMENT FOR TYCO ELECTRONICS CORPORATION IT IS SUBJECT TO CHANGE AND THE CONTROLLING ENGINEERING ORGANIZATION SHOULD BE CONTACTED FOR THE LATEST REVISION.		DWN H.SASAKI	Tyco Electronics Corporation Shenzhen, China	
DIMENSIONS: MM		CHK N.FUNAYAMA		
TOLERANCES UNLESS OTHERWISE SPECIFIED:		APVD A.NAGAI	NAME	
0 PLC		PRODUCT SPEC	PCH SPEC,000 CUSTOMER DRAWING ©	
1 PLC		APPLICATION SPEC	SIZE	CAGE CODE
2 PLC		WEIGHT	A3	00779
3 PLC		CUSTOMER DRAWING	DRAWING NO	1461410
4 PLC			RESTRICTED TO	
ANGLES			SCALE	5:1
MATERIAL			SHEET	1 OF 2
FINISH			REV	D

THIS DRAWING IS UNPUBLISHED. RELEASED FOR PUBLICATION
 © COPYRIGHT BY TYCO ELECTRONICS CORPORATION. ALL RIGHTS RESERVED.

LOC		DIST		REVISIONS					
HB		P	LTR	DESCRIPTION	ECN	DATE	DWN	APVD	

1461410-4	PCH-14802H	48V	PCH-14802H	n
9-1440003-5	PCH-12402H	24V	PCH-12402H	m
1461410-3	PCH-11802H	18V	PCH-11802H	l
9-1440003-3	PCH-11202H	12V	PCH-11202H	k
9-1440003-2	PCH-10902H	9V	PCH-10902H	j
9-1440003-1	PCH-10602H	6V	PCH-10602H	i
9-1440003-0	PCH-10502H	5V	PCH-10502H	h
1461410-2	PCH-14802	48V	PCH-14802	g
1440004-1	PCH-12402	24V	PCH-12402	f
1461410-1	PCH-11802	18V	PCH-11802	e
1440004	PCH-11202	12V	PCH-11202	d
9-1440003-9	PCH-10902	9V	PCH-10902	c
9-1440003-8	PCH-10602	6V	PCH-10602	b
9-1440003-7	PCH-10502	5V	PCH-10502	a
TE PART NO	TE TYPE NAME	PART B	PART A	TYPE

RELAY TYPE

		UV RESIN	UV SEAL	17
		EPOXY RESIN	SEAL	16
		UEW	COIL WIRE	15
	SOLDER DIP	HCP WIRE	COIL TERMINAL	14
		Ag ALLOY	STATIONARY CONTACT	13
		Ag ALLOY	MOVABLE CONTACT	12
		Cu ALLOY	HINGE SPRING	11
	SOLDER DIP	Cu ALLOY	NC TERMINAL	10
	SOLDER DIP	Cu ALLOY	NC TERMINAL	9
	SOLDER DIP	Cu ALLOY	MOVABLE SPRING	8
UL94 V-0		PBT	CARD	7
UL94 V-0		PBT	CASE	6
UL94 HB		PA66	BOBBIN	5
UL94 V-0		PBT	BASE	4
	Ni PLATED	STEEL	CORE	3
	Ni PLATED	STEEL	ARMATURE	2
	Ni PLATED	STEEL	YOKE	1
INCOMBUSTIBILITY	TREATMENT	MATERIAL	DESCRIPTION	ITEM

THIS DRAWING IS A CONTROLLED DOCUMENT FOR TYCO ELECTRONICS CORPORATION. IT IS SUBJECT TO CHANGE AND THE CONTROLLING ENGINEERING ORGANIZATION SHOULD BE CONTACTED FOR THE LATEST REVISION.

DIMENSIONS: mm	TOLERANCES UNLESS OTHERWISE SPECIFIED:	DWN	CHK	Tyco Electronics Corporation Shenzhen, China			
	0 PRC ±	APVD	PRODUCT SPEC	NAME: PCH SPEC,000 CUSTOMER DRAWING ©			
	1 PRC ±	APPLICATION SPEC	WEIGHT	SIZE	CAGE CODE	DRAWING NO	RESTRICTED TO
	2 PRC ±	MATERIAL	FINISH	A3	00779	1461410	-
3 PRC ±							
4 PRC ±							
ANGLES ±							
CUSTOMER DRAWING				SCALE	NTS	SHEET	OF
						2	2
							REV
							D