

### Inbord Pins

For 0.025" (0.6mm) & 0.042" (1.6mm) diameter holes.  
Made of phosphor bronze alloy (copper and tin with phosphorus added as a deoxidizing agent).

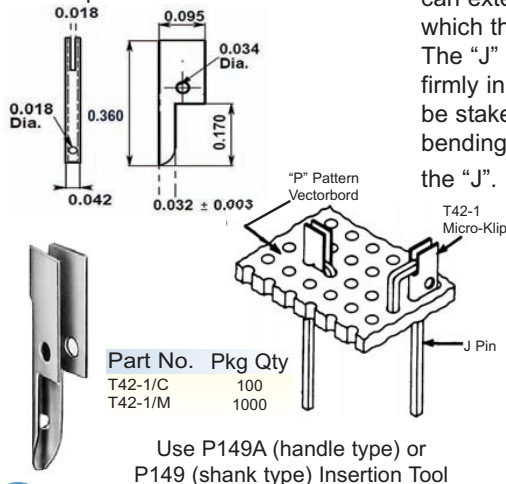
- Press-in pins provide excellent solder points
- Installation tools available separately
- Available in several sizes
- Plating note: Tin plated. Gold plating available on K24 style. Add "A" suffix to numeric portion of part number

Part No.	Pkg Qty	Hole Size	A	B	C	D	E	F
K24A/M*	1000	.042"	.650"	.255"	.375"	.073"	.080"	.039"
K24A/C	100	.042"	.650"	.255"	.375"	.073"	.080"	.039"
K24C/M*	1000	.042"	.650"	.255"	.375"	.073"	.080"	.039"
K24C/C	100	.042"	.650"	.255"	.375"	.073"	.080"	.039"
K30C/M	1000	.042"	.550"	.225"	.305"	.080"	.060"	.040"
K30C/C	100	.042"	.550"	.225"	.305"	.080"	.060"	.040"
K31C/M	1000	.042"	.375"	.160"	.195"	.075"	.060"	.040"
K31C/C	100	.042"	.375"	.160"	.195"	.075"	.060"	.040"
All above use P133A hand insertion tool								
K36C/M	1000	.025"	.705"	.293"	.400"	.040"	.050"	.023"
K36C/C	100	.025"	.705"	.293"	.400"	.040"	.050"	.023"
K36 uses P134 hand insertion tool								

\* Vector recommends that all press-in pins be used in FR-4 (G-10) epoxy glass board only, as knurled or swage shoulder may split CEM-1 composite material.

### T42-1 Push-In Terminals for .042" diameter holes

- Wiring terminals for mounting leads or wires horizontally or vertically (through board hole)
- Connectors require no staking for most applications
- Horizontal slot holds up to seven wires, depending upon thickness of wire.
- Phosphur Bronze




Part No.	Pkg Qty
T42-1/C	100
T42-1/M	1000

Use P149A (handle type) or P149 (shank type) Insertion Tool

### K32 J-Pin Terminals for .042" diameter holes

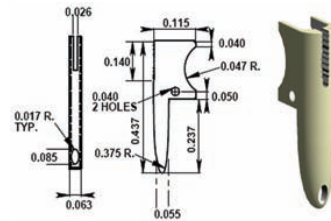
- Wire-wrap terminals installs in two .042" diameter holes on 0.1" centers
  - Short leg can be bent to secure pin
  - Long post can share hole with T42-1 Micro-Klip
  - Material is phosphur bronze
- The "J" pin, as accessory to the T42-1 Micro-Klip, has a long Wrap Post which can extend through the same hole in which the Micro-Klip is mounted. The "J" also serves to hold the "Klip" firmly in place when soldered. It may be staked to the mounting board by bending over the emergent short end of the "J".



Part Number	Qty	Tin Plating
K32/C	100	per MIL-T-10727C
K32/M	1000	per MIL-T-10727C

### T28 Push-In Terminals for .062" diameter holes

- Wiring terminals for mounting leads or wires horizontally or vertically (through board hole)
- Vertical (longitudinal) slot holes .025" diameter leads or 22 gauge wires
- Includes .018" diameter tab hole which accepts transistor wires, can be used to hold an anchoring wire
- Material is phosphur bronze



Part No.	Pkg Qty	A	B
T28/C	100	.437"	.237"
T28/M	1000	.437"	.237"

Use P91A Insertion Tool

