

To our customers,

Old Company Name in Catalogs and Other Documents

On April 1st, 2010, NEC Electronics Corporation merged with Renesas Technology Corporation, and Renesas Electronics Corporation took over all the business of both companies. Therefore, although the old company name remains in this document, it is a valid Renesas Electronics document. We appreciate your understanding.

Renesas Electronics website: <http://www.renesas.com>

April 1st, 2010
Renesas Electronics Corporation

Issued by: Renesas Electronics Corporation (<http://www.renesas.com>)

Send any inquiries to <http://www.renesas.com/inquiry>.

Notice

1. All information included in this document is current as of the date this document is issued. Such information, however, is subject to change without any prior notice. Before purchasing or using any Renesas Electronics products listed herein, please confirm the latest product information with a Renesas Electronics sales office. Also, please pay regular and careful attention to additional and different information to be disclosed by Renesas Electronics such as that disclosed through our website.
2. Renesas Electronics does not assume any liability for infringement of patents, copyrights, or other intellectual property rights of third parties by or arising from the use of Renesas Electronics products or technical information described in this document. No license, express, implied or otherwise, is granted hereby under any patents, copyrights or other intellectual property rights of Renesas Electronics or others.
3. You should not alter, modify, copy, or otherwise misappropriate any Renesas Electronics product, whether in whole or in part.
4. Descriptions of circuits, software and other related information in this document are provided only to illustrate the operation of semiconductor products and application examples. You are fully responsible for the incorporation of these circuits, software, and information in the design of your equipment. Renesas Electronics assumes no responsibility for any losses incurred by you or third parties arising from the use of these circuits, software, or information.
5. When exporting the products or technology described in this document, you should comply with the applicable export control laws and regulations and follow the procedures required by such laws and regulations. You should not use Renesas Electronics products or the technology described in this document for any purpose relating to military applications or use by the military, including but not limited to the development of weapons of mass destruction. Renesas Electronics products and technology may not be used for or incorporated into any products or systems whose manufacture, use, or sale is prohibited under any applicable domestic or foreign laws or regulations.
6. Renesas Electronics has used reasonable care in preparing the information included in this document, but Renesas Electronics does not warrant that such information is error free. Renesas Electronics assumes no liability whatsoever for any damages incurred by you resulting from errors in or omissions from the information included herein.
7. Renesas Electronics products are classified according to the following three quality grades: “Standard”, “High Quality”, and “Specific”. The recommended applications for each Renesas Electronics product depends on the product’s quality grade, as indicated below. You must check the quality grade of each Renesas Electronics product before using it in a particular application. You may not use any Renesas Electronics product for any application categorized as “Specific” without the prior written consent of Renesas Electronics. Further, you may not use any Renesas Electronics product for any application for which it is not intended without the prior written consent of Renesas Electronics. Renesas Electronics shall not be in any way liable for any damages or losses incurred by you or third parties arising from the use of any Renesas Electronics product for an application categorized as “Specific” or for which the product is not intended where you have failed to obtain the prior written consent of Renesas Electronics. The quality grade of each Renesas Electronics product is “Standard” unless otherwise expressly specified in a Renesas Electronics data sheets or data books, etc.
 - “Standard”: Computers; office equipment; communications equipment; test and measurement equipment; audio and visual equipment; home electronic appliances; machine tools; personal electronic equipment; and industrial robots.
 - “High Quality”: Transportation equipment (automobiles, trains, ships, etc.); traffic control systems; anti-disaster systems; anti-crime systems; safety equipment; and medical equipment not specifically designed for life support.
 - “Specific”: Aircraft; aerospace equipment; submersible repeaters; nuclear reactor control systems; medical equipment or systems for life support (e.g. artificial life support devices or systems), surgical implantations, or healthcare intervention (e.g. excision, etc.), and any other applications or purposes that pose a direct threat to human life.
8. You should use the Renesas Electronics products described in this document within the range specified by Renesas Electronics, especially with respect to the maximum rating, operating supply voltage range, movement power voltage range, heat radiation characteristics, installation and other product characteristics. Renesas Electronics shall have no liability for malfunctions or damages arising out of the use of Renesas Electronics products beyond such specified ranges.
9. Although Renesas Electronics endeavors to improve the quality and reliability of its products, semiconductor products have specific characteristics such as the occurrence of failure at a certain rate and malfunctions under certain use conditions. Further, Renesas Electronics products are not subject to radiation resistance design. Please be sure to implement safety measures to guard them against the possibility of physical injury, and injury or damage caused by fire in the event of the failure of a Renesas Electronics product, such as safety design for hardware and software including but not limited to redundancy, fire control and malfunction prevention, appropriate treatment for aging degradation or any other appropriate measures. Because the evaluation of microcomputer software alone is very difficult, please evaluate the safety of the final products or system manufactured by you.
10. Please contact a Renesas Electronics sales office for details as to environmental matters such as the environmental compatibility of each Renesas Electronics product. Please use Renesas Electronics products in compliance with all applicable laws and regulations that regulate the inclusion or use of controlled substances, including without limitation, the EU RoHS Directive. Renesas Electronics assumes no liability for damages or losses occurring as a result of your noncompliance with applicable laws and regulations.
11. This document may not be reproduced or duplicated, in any form, in whole or in part, without prior written consent of Renesas Electronics.
12. Please contact a Renesas Electronics sales office if you have any questions regarding the information contained in this document or Renesas Electronics products, or if you have any other inquiries.

(Note 1) “Renesas Electronics” as used in this document means Renesas Electronics Corporation and also includes its majority-owned subsidiaries.

(Note 2) “Renesas Electronics product(s)” means any product developed or manufactured by or for Renesas Electronics.

Safety Precautions

(PG-FP5)

This document explains matters to be noted for safe use of PG-FP5. Be sure to read this document before using PG-FP5.

- Be sure to observe all warnings, cautions, and other instructions contained herein when using the unit. Note that precautions peculiar to the unit may be contained in the other supplied manuals and these precautions must also be observed.
- This document should be kept handy at all times for ready reference.
- The contents herein are current as of the printing of this document. Note that the contact point, address, telephone number, website contents, and such details may have changed.

■ Symbols used

This document uses the following symbols for matters to be observed for the safe use of the unit.

The symbols are followed by a brief explanation of the possible extent of problems which may occur if the notices are not observed.

| | | |
|--|----------------|---|
| | Warning | The user may suffer death or serious injury if the warning is not observed. |
| | Caution | Human injury or property damage may occur if the caution is not observed. |

The following symbols express matters which are prohibited in order to prevent injury or accident.













| | | | | | |
|--|--|--|---|--|---|
| | General prohibition The action mentioned is prohibited. | | Do not touch Touching the specified location may cause injury. | | Do not disassemble Disassembly may cause a problem such as electrical shock or product failure. |
| | Keep away from water Use near water poses the risk of electrical shock or product failure if moisture were to contact the unit. | | Flammable A nearby flame may cause the unit to catch fire. | | Do not touch with wet hands Touching with wet hands may cause electric shock or product failure. |

The following symbols are used for instructions to prevent product failure and accidents.

| | | | |
|--|---|--|---------------------------------------|
| | Compulsory action based on an instruction for the user. | | Instruction to unplug the AC adapter. |
|--|---|--|---------------------------------------|



Warnings

-  Use the designated power cord and AC adapter.
Use of other than the designated AC adapter may cause product failure, emission of smoke, fire, or electric shock.
-  If used outside of Japan, use a power cord and AC adapter that are appropriate for that country's safety standards.
Use of an inappropriate power cord or AC adapter may cause emission of smoke, fire, or electric shock.
Be sure to consult with your dealer or NEC Electronics sales representative if you have any questions.
-  Do not forcefully insert the power cord plug into the power outlet if the plug does not match the power outlet.
Doing so may cause product failure, emission of smoke, fire, or electric shock.
-  Do not place in an unstable location, and do not drop or jolt the unit.
Doing so may break or damage the unit, causing fire or electric shock.
-  Do not disassemble or modify the unit.
Doing so may cause product failure, emission of smoke, fire, or electric shock.
-  Do not heat the unit or expose it to fire, and do not short the terminals.
Doing so may cause product failure, generation of heat, fire, or rupture.
-  Do not use with excessive voltage, and do not use or store outside the specified temperature range.
Doing so may cause product failure, generation of heat, fire, or rupture.
-  Do not insert the power cord plug into a power outlet until after connecting the unit and the target system, to keep from generating a difference of potential between the ground (GND) of the unit and the ground of the target system.
Doing so may cause product failure, generation of heat, fire, or rupture.
-  Make sure the power cord, AC adapter, interface cable, and target system are securely connected prior to power application.
Doing otherwise may cause product failure, generation of heat, fire, or rupture.
-  Do not excessively bend or pull the power cord, AC adapter, interface cable, target cable, or other part.
Doing so may cause product failure, generation of heat, fire, or rupture.
-  Do not plug in or unplug a connector or cable with power applied to the unit.
Doing so may cause product failure, generation of heat, fire, or rupture.
-  Do not touch with wet hands.
Touching the unit with wet hands while the power cord is connected to the power outlet poses a risk of electric shock.

■ Warnings

Warning



If smoke or an abnormal smell or sound is emitted, or heating occurs, promptly do the following.

- Unplug the power cord from the outlet.
- Unplug the interface cable from the PC.
- Switch off the target system power.

Using the unit in such a state poses a risk of fire, burning, or electric shock. Be sure to consult your dealer or NEC Electronics sales representative in case of failure or if repair is desired.



Upon hearing thunder, cut the power supply, observing the specified order, and unplug the power cord from the power outlet.

Lightning may damage the unit or cause it to catch fire.



Remove the power cord, AC adapter, interface cable, and target cable when transporting or relocating the unit.

Moving the unit with cables connected may damage the cables, causing product failure, generation of heat, fire, or electrical shock.



If a liquid or a foreign object enters the unit, promptly do the following.

- Unplug the power cord from the outlet.
- Unplug the interface cable from the PC.
- Switch off the target system power.

Using the unit in such a state poses a risk of fire or electric shock. Be sure to consult your dealer or NEC Electronics sales representative in case of failure or if repair is desired.



The temperature of the unit may become quite high after prolonged use.

Guard against injury due to heating, such as low-temperature burning.

■ Cautions

Cautions



Do not use or store this unit in any of the following locations.

- Environments with copious water, humidity, dust, fumes, etc.
- Environments where static electricity or electrical noise is readily generated.

Such influences can lead to electric shock or product failure.

If a liquid enters the unit, cut the power supply, and consult your dealer or NEC Electronics sales representative.

Even if the unit appears to be dry, internal moisture may remain.



To prevent static electricity damage, guard against energizing when touching metal parts such as the connector.

Static electricity can cause product failure.



Observe the specified order for the power-on and power-off procedures of the main unit and the target system.

Doing otherwise may cause the main unit or the target system to fail.

- **The information in this document is current as of November, 2008. The information is subject to change without notice. For actual design-in, refer to the latest publications of NEC Electronics data sheets or data books, etc., for the most up-to-date specifications of NEC Electronics products. Not all products and/or types are available in every country. Please check with an NEC Electronics sales representative for availability and additional information.**
- No part of this document may be copied or reproduced in any form or by any means without the prior written consent of NEC Electronics. NEC Electronics assumes no responsibility for any errors that may appear in this document.
- NEC Electronics does not assume any liability for infringement of patents, copyrights or other intellectual property rights of third parties by or arising from the use of NEC Electronics products listed in this document or any other liability arising from the use of such products. No license, express, implied or otherwise, is granted under any patents, copyrights or other intellectual property rights of NEC Electronics or others.

(Note)

- (1) "NEC Electronics" as used in this statement means NEC Electronics Corporation and also includes its majority-owned subsidiaries.
- (2) "NEC Electronics products" means any product developed or manufactured by or for NEC Electronics (as defined above).

*For further information,
please contact:*

NEC Electronics Corporation
1753, Shimonumabe, Nakahara-ku,
Kawasaki, Kanagawa 211-8668,
Japan
Tel: 044-435-5111
<http://www.necel.com/>

Document No. U19493EJ1V0IF00 (1st edition)

Data Published November 2008 NS

Printed in Japan

© NEC Electronics Corporation 2008