



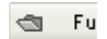
R0E5212BACPE10

R0E5212BACPE10 +

- Components
- Connection to Target System
- System Configuration

Emulator Options

Alliance Partners



ON THIS PAGE:

- Product Overview
- Components
- Connection to Target System
- System Configuration


Related Resources

[\[Download Site\]](#)
 Firmware file for the R8C/Tiny series and the MCU files for the R8C/2A, R8C/2B, R8C/2C, and R8C/2D groups
 [16 Feb. 2007, Open]

[Converter Boards for the R8C/2A, R8C/2B, R8C/2C, and R8C/2D MCU Groups Released](#)
 [16 Feb. 2007, ToolNews]

[OS compatibility of Software Tools Windows Vista Related Info Updated](#) [Feb. 5]

Tool News



Tool DistiLink

Please contact your distributor for the orderable part number for this device.

Target Devices

- M16C Family R8C/Tiny Series R8C/2A, R8C/2B Groups
 PLQP0064KB-A *Previous code : 64P6Q-A (64-pin 0.5mm-pitch LQFP)

Overview

Available at affordable prices though, the Renesas' compact emulator has all the functions needed for development, such as real-time trace and hardware breaks. The emulator main unit comes in a sign size, compared with conventional emulator systems.

This set package includes the compact emulator and a converter board for the target devices, so, you can debug your applications as soon as you open the package.

Components

This set package consists of two product packages shown below. These product packages are also available alone respectively. For details, refer to the information page of each product.

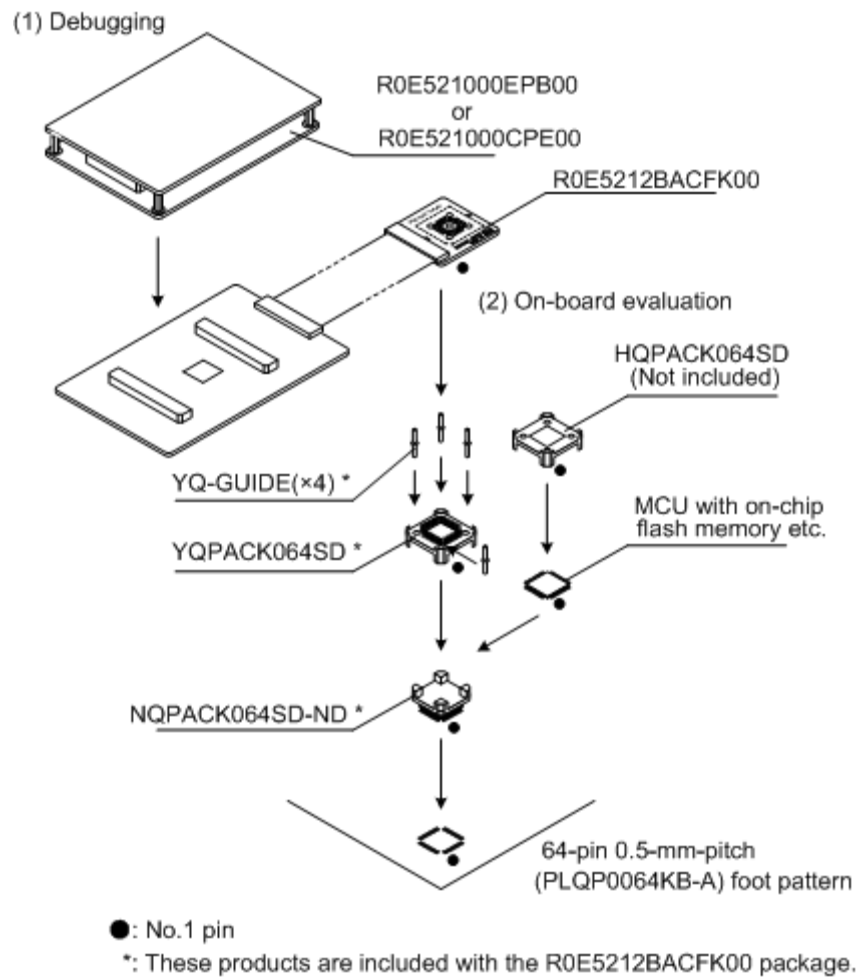
- [R0E521000CPE00](#) compact emulator (Includes development software tools.)



- [R0E5212BACFK00](#) converter board for PLQP0064KB-A* (Comes with connecting accessories.)
*Previous code : 64P6Q-A (64-pin 0.5mm-pitch LQFP)



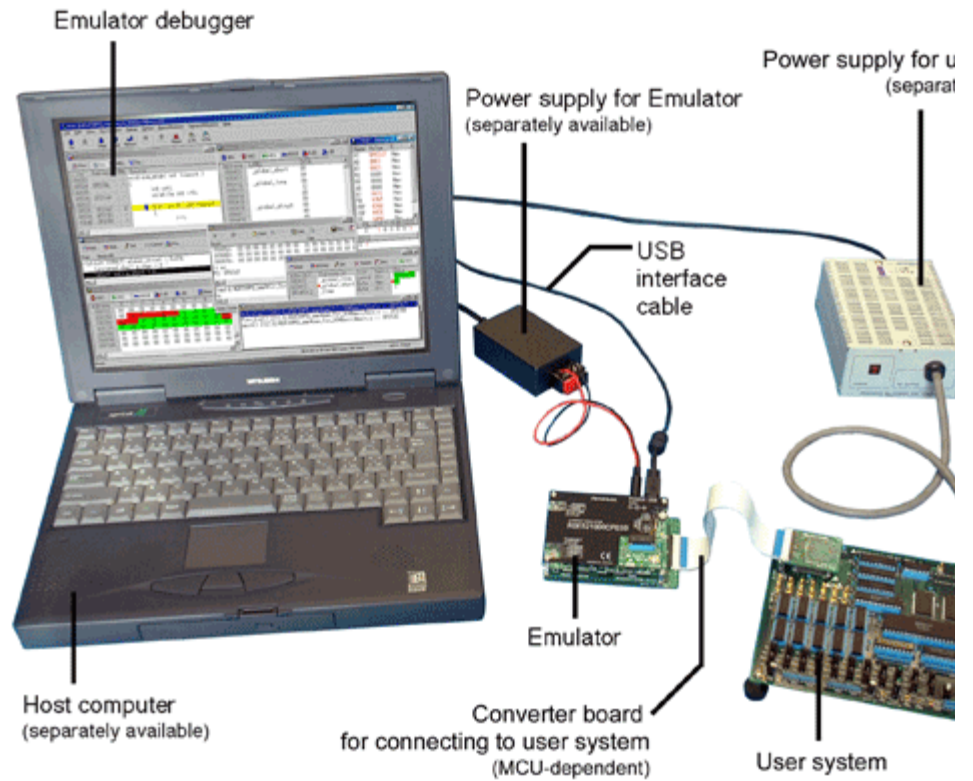
Connection to Target System



For more detailed connection information, refer to the followings:

- Refer to the User's Manual.
 1. Click the "**Documentation**" button in the left menu of this page.
 2. Click "R0E521000CPE00 User's Manual".
- Refer to the connection flow with option products (accessories).
 1. Click the "**Options**" button in the left menu.
 2. Choose "M16C Family" , "R8C/Tiny Series" followed by a type of the group you would like to use, and click "Display results".

System Configuration



PC Interfaces

- USB interface (USB1.1, Full-Speed)
* Connectable to PC with a USB 2.0 port.

Operating Environment

- IBM PC/AT compatibles (Windows XP, Windows 2000)