




PSoC Development Board Self Test



Remove PSoC Development Board from Kit Packaging



Connect the AC Power Adapter



After self test, read LCD screen for success message



Select an Architecture:

- PSoC 1: Insert the "PSoC 1 Software" CD and jump to step 5
- PSoC 3 / PSoC 5: Insert the "PSoC 3 / PSoC 5 Software" CD and jump to step 6



For PSoC 1 Development:

- View the Kit User's Guide
- Install the PSoC 1 Software

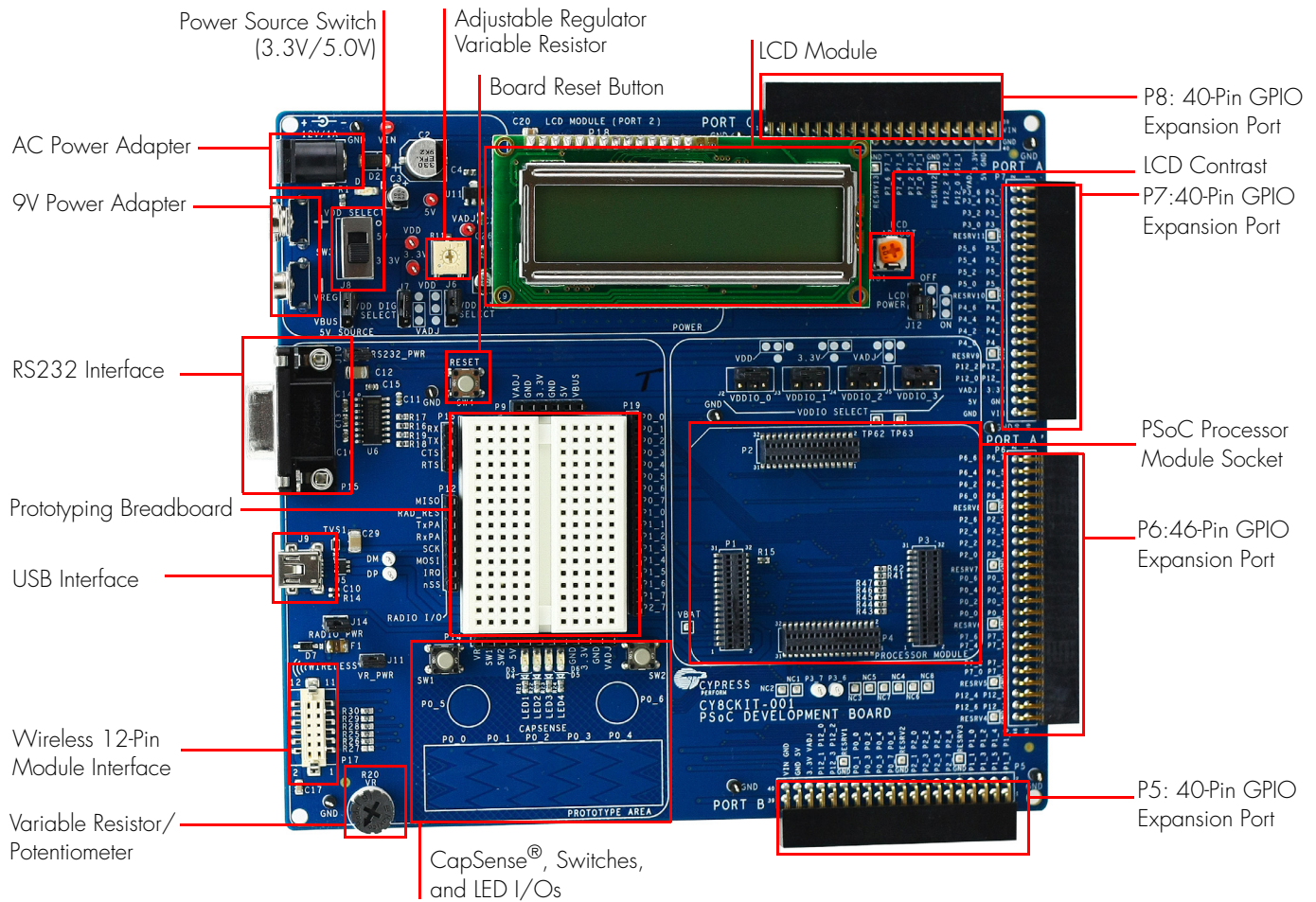


For PSoC 3 / PSoC 5 Development:

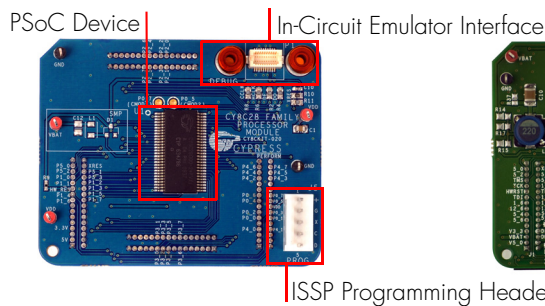
- View the Kit User's Guide
- Install the PSoC 3 / PSoC 5 Software

PSoC DEVELOPMENT KIT QUICK START GUIDE

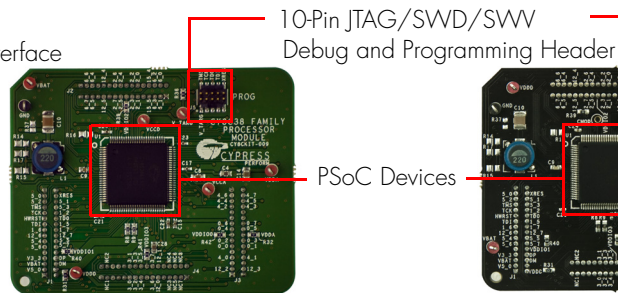
PSoC Development Board




PSoC CY8C28 Family Processor Module



PSoC CY8C38 Family Processor Module



PSoC CY8C55 Family Processor Module



For the latest information about this kit visit
www.cypress.com/go/CY8CKIT-001

