



SERIES: VOF-10

DESCRIPTION: SWITCHING POWER SUPPLY

**FEATURES**

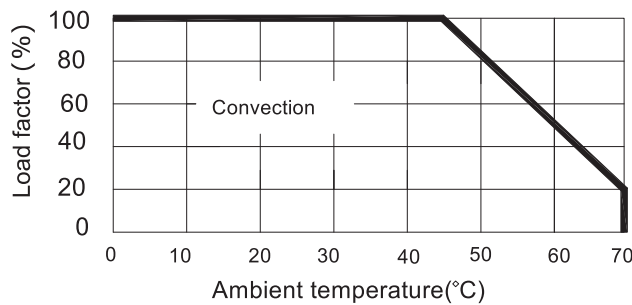
- RoHS compliant
- universal input 85~264 V ac
- over-voltage protection
- over-current protection
- no minimum load required
- UL/cUL, TUV, CE safety approvals
- conducted EMI meets EN55022 class B, FCC class B
- efficiency up to 78%



MODEL	output voltage		output current		output wattage	ripple <sup>3</sup>	efficiency
	nominal (V dc)		min (A)	max (A)	max (W)	max (mVp-p)	typ (%)
VOF-10-3.3	3.3		0	2.4	8	100	70
VOF-10-5	5		0	2.0	10	100	75
VOF-10-9	9		0	1.11	10	120	75
VOF-10-12	12		0	0.83	10	120	75
VOF-10-15	15		0	0.67	10	150	75
VOF-10-24	24		0	0.42	10	240	78
VOF-10-48	48		0	0.21	10	480	78

notes:  
 1. Measured from high line to low line at full load  
 2. Measured from full load to 10% load at 110 V ac  
 3. Ripple & noise are measured at 20 MHz BW with 0.1 µF ceramic and 10 µF electrolytic capacitors on the output

**DE-RATING CURVE**





**SERIES: VOF-10**

**DESCRIPTION: SWITCHING POWER SUPPLY**

## INPUT

parameter	conditions/description	min	nom	max	units
frequency		47		63	Hz
voltage		85 120		264 375	V ac V dc
inrush current	115 V ac, cold start 230 V ac, cold start			15 30	A A

## OUTPUT

parameter	conditions/description	min	nom	max	units
line regulation			±0.5		%
load regulation	3.3 V model all other models		±1.2 ±1		% %
over voltage protection	output shut down, power reset required		TVS		
over current protection		105			%
temperature coefficient	0 ~ 40°C, full load, after 1 hour warm-up		±0.05		%/°C
hold-up time	110 V ac at full load	16			ms

## SAFETY & EMI

parameter	conditions/description	min	nom	max	units
isolation voltage	at 10 mA for 1 minute		3,000		V ac
insulation resistance	input to output at 500 V dc	50			MΩ
safety approvals	UL/cUL 60950, TUV EN60950				
EMI standard	FCC class B, EN55022 class B, CE				
leakage current				0.25	mA
RoHS compliant	yes				

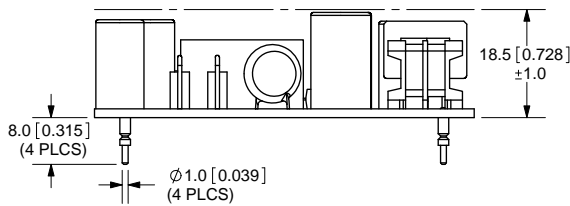
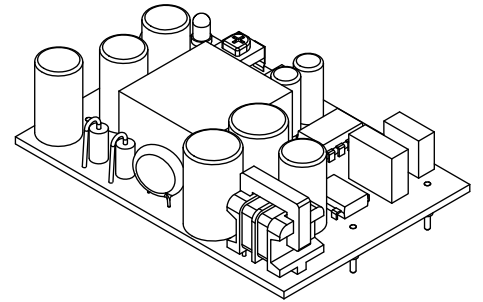
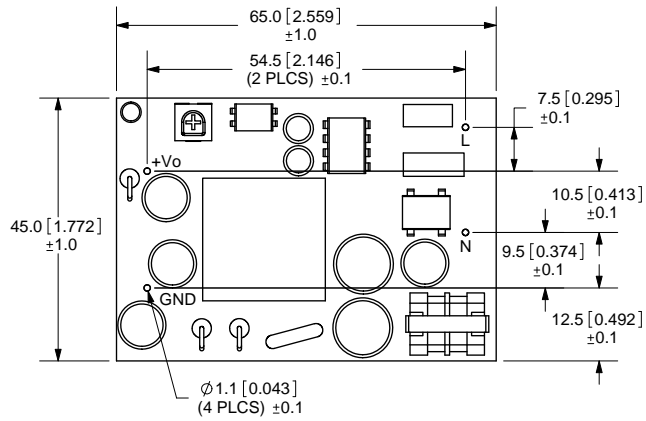
## ENVIRONMENTAL

parameter	conditions/description	min	nom	max	units
operating temperature	see de-rating curve	0		45	°C
storage temperature		-25		75	°C
relative humidity	non-condensing	20		90	%

## GENERAL

parameter	conditions/description	min	nom	max	units
dimensions	2.56 x 1.77 x 0.91 (L x W x H)				
input/output connectors	industrial pins for PCB mounting				

REV.	DESCRIPTION	DATE
A	NEW DRAWING	1/11/2010



TOLERANCE:  
±0.3mm UNLESS OTHERWISE  
SPECIFIED



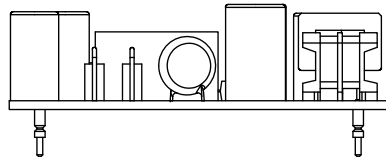
20050 SW 112th Ave.  
Tualatin, OR 97062  
Phone: 503-612-2300  
800-275-4899  
Fax: 503-612-2383  
Website: www.cui.com

TITLE: SWITCHING POWER SUPPLY		REV: A
PART NO. VOF-10	UNITS: MM [INCHES]	
DRAWN BY: ZRJ	APPROVED BY:	SCALE: 1:1

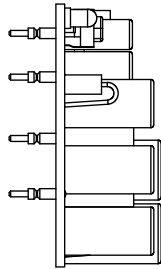
PC FILE NAME: VOF-10

COPYRIGHT 2010 BY CUI INC.

REV.	DESCRIPTION	DATE
A	NEW DRAWING	1/11/2010



B. Horizontal



A. Vertical

TOLERANCE:  
±0.3mm UNLESS OTHERWISE  
SPECIFIED



20050 SW 112th Ave.  
Tualatin, OR 97062  
Phone: 503-612-2300  
800-275-4899  
Fax: 503-612-2383  
Website: www.cui.com

TITLE: SWITCHING POWER SUPPLY		REV: A
PART NO. VOF-10	UNITS: MM [INCHES]	
DRAWN BY: ZRJ	APPROVED BY:	SCALE: 1:1

PC FILE NAME:  
VOF-10

COPYRIGHT 2010 BY CUI INC.