



**SERIES: 24 W WALL PLUG**

**DESCRIPTION: SWITCHING POWER SUPPLY**

**FEATURES**

- universal AC input
- regulated output voltage
- short circuit, over load protection
- meets EISA / efficiency level IV regulations
- custom designs available



MODEL	output voltage		output current		output wattage	ripple*	efficiency level	cord length (mm)
	nominal (V dc)		min (A)	max (A)	max (W)	max. (mVp-p)		
EPS050400U-P5P-KH	5		0	4.0	20	80	IV	1800 ±30
EPS060350U-P5P-KH	6		0	3.5	21	80	IV	1800 ±30
EPS090250U-P5P-KH	9		0	2.5	22.5	90	IV	1800 ±30
EPS120200U-P5P-KH	12		0	2.0	24	120	IV	1800 ±30
EPS150160U-P5P-KH	15		0	1.6	24	150	IV	1800 ±30
EPS240100U-P5P-KH	24		0	1.0	24	240	IV	1800 ±30

\*full load, 100~240 Vac input, measured at 20MHz bandwidth with a 22 uF electrolytic cap and a 0.1 uF ceramic cap on the output



**SERIES: 24 W WALL PLUG**

**DESCRIPTION: SWITCHING POWER SUPPLY**

**INPUT**

parameter	conditions/description	min	nom	max	units
rated input voltage		100		240	V ac
input voltage range		90		264	V ac
rated frequency		50		60	Hz
frequency range		47		63	Hz
input current				0.8	A
inrush current				50	A
no load power consumption	100 ~ 240 V ac input			0.5	W

**OUTPUT**

parameter	conditions/description	min	nom	max	units
line regulation			±2		%
load regulation	(EP050400U ±10%)		±5		%
temp. coefficient			0.05		%/°C
start-up time	at 110 V ac, full load			2	s
hold-up time	at 110 V ac, full load	10			ms
overload protection	Overload results in decreased output voltage until auto-recovery once the over load is removed.				
short circuit protection	auto-recovery				

**SAFETY & EMI**

parameter	conditions/description	min	nom	max	units
HI-POT	input to output at 4 mA for 2 seconds input to case at 4 mA for 2 seconds			3000 3000	V ac V ac
insulation resistance	input to output at 500 V dc	50			MΩ
safety approvals	UL/cUL (60950-1)				
EMI standard	FCC part 15 class B				
RoHS compliant	yes				

**ENVIRONMENTAL**

parameter	conditions/description	min	nom	max	units
operating temperature		0		40	°C
operating humidity		10		95	%
storage temperature		-20		70	°C
storage humidity		10		95	%

**RELIABILITY**

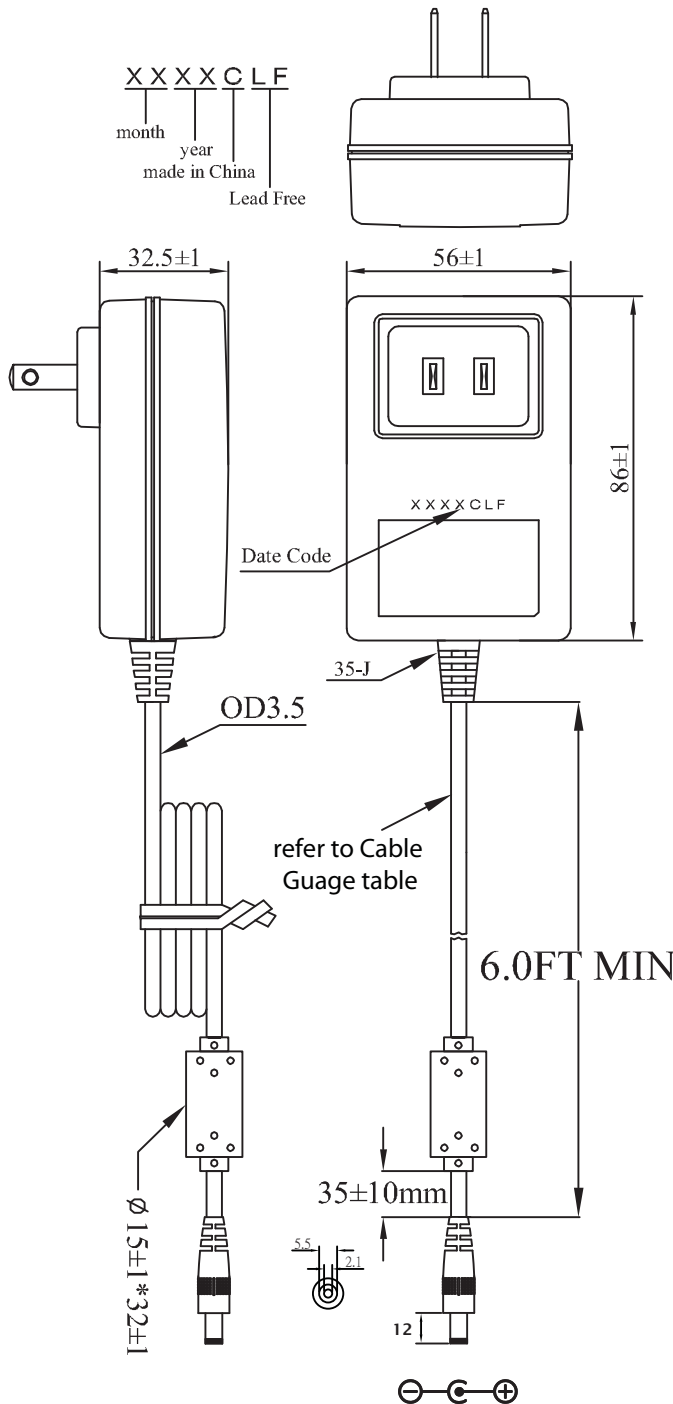
parameter	conditions/description	min	nom	max	units
MTBF	at 25°C	50,000			hours
burn-in	test performed for 2 hours minimum at 40°C under full load				



SERIES: 24 W WALL PLUG

DESCRIPTION: SWITCHING POWER SUPPLY

MECHANICAL DRAWING



Cable Gauge	
EPS050400	18 AWG
EPS060350	18 AWG
EPS090250	20 AWG
EPS120200	20 AWG
EPS150160	20 AWG
EPS240050	22 AWG



SERIES: 24 W WALL PLUG

DESCRIPTION: SWITCHING POWER SUPPLY

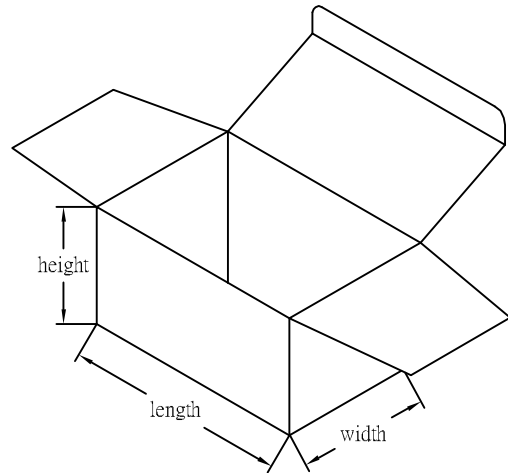
**INDIVIDUAL PACKAGING**

BOX

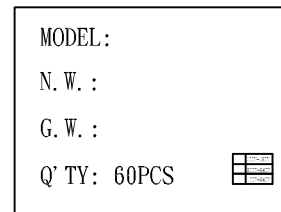
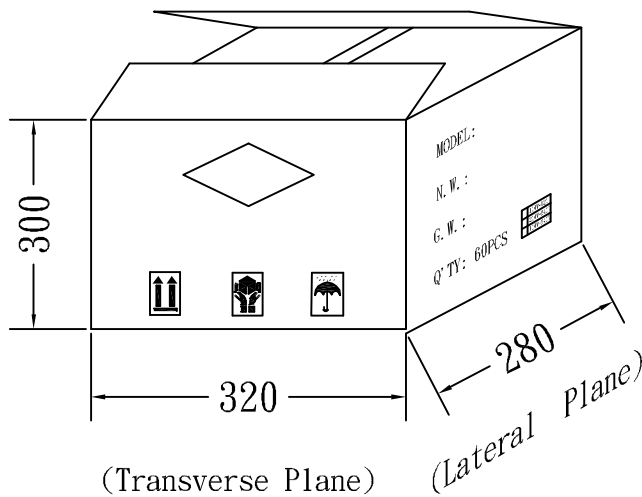
Length:103

Width:68

Height:58



**PACKAGING**



	100V-120V
	200V-240V
	100V-240V

