



SERIES: 18 W MULTI-BLADE

DESCRIPTION: SWITCHING POWER SUPPLY

**FEATURES**

- universal AC input
- regulated output voltage
- interchangeable input blade
- short circuit, over load protection
- meets EISA / efficiency level IV regulations
- custom designs available

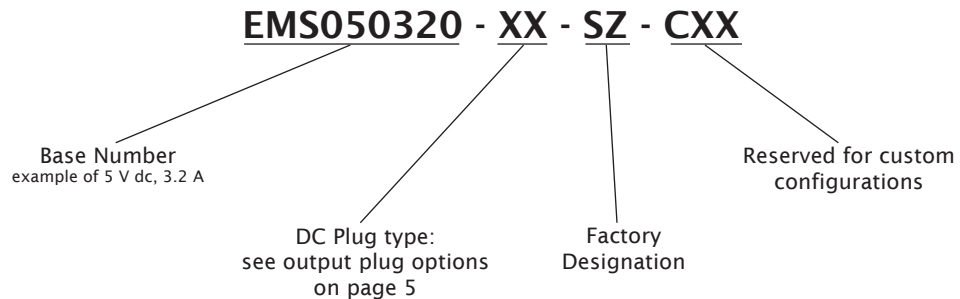


**MODEL**

MODEL	output voltage		output current		output wattage	ripple*	efficiency level	cord length (mm)
	nominal (V dc)		min (A)	max (A)	max (W)	max. (mVp-p)		
EMS050320	5		0	3.2	16	150	IV	1000 +150/-0
EMS060300	6		0	3	18	150	IV	1830 +150/-0
EMS070257	7		0	2.57	19.25	150	IV	1830 +150/-0
EMS090200	9		0	2	18	150	IV	1830 +150/-0
EMS120150	12		0	1.5	18	150	IV	1830 +150/-0
EMS150120	15		0	1.2	18	150	V	1830 +150/-0
EMS180100	18		0	1	18	150	V	1830 +150/-0
EMS200090	20		0	0.9	18	150	IV	1830 +150/-0
EMS240075	24		0	0.75	18	240	V	1830 +150/-0

\*at full load, 100 ~ 240 V ac input, measured at 20MHz bandwidth with a 10 uF electrolytic cap and a 0.1 uF ceramic cap on the output

**PART NUMBER KEY**





**SERIES: 18 W MULTI-BLADE**

**DESCRIPTION: SWITCHING POWER SUPPLY**

## INPUT

parameter	conditions/description	min	nom	max	units
rated input voltage		100		240	V ac
input voltage range		90		264	V ac
rated frequency		50		60	Hz
frequency range		47		63	Hz
rated input current				0.6	A
inrush current	115 V ac, full load, cold start, 25°C 230 V ac, full load, cold start, 25°C			30 60	A A
no load power consumption	100 ~ 240 V ac input			0.3	W

## OUTPUT

parameter	conditions/description	min	nom	max	units
line regulation			±1		%
load regulation			±6		%
over voltage protection	output shut down	110%		140%	V dc
short circuit protection	output shut down and auto-restart				

## SAFETY & EMI

parameter	conditions/description	min	nom	max	units
HI-POT	input to output at 10 mA for 1 minute			3000 4242	V ac V dc
insulation resistance	input to output at 500 V dc	100			MΩ
safety approvals	UL/cUL, CB (IEC60950-1), CE (GS/TUV EN60950-1)				
EMI standard	FCC part 15 class B, CE (EN55022, EN55024)				
leakage current				0.25	mA
RoHS compliant	yes				
LPS power supply	yes				

## ENVIRONMENTAL

parameter	conditions/description	min	nom	max	units
operating temperature		0		40	°C
operating humidity		20		80	%
storage temperature		-10		70	°C
storage humidity		10		90	%

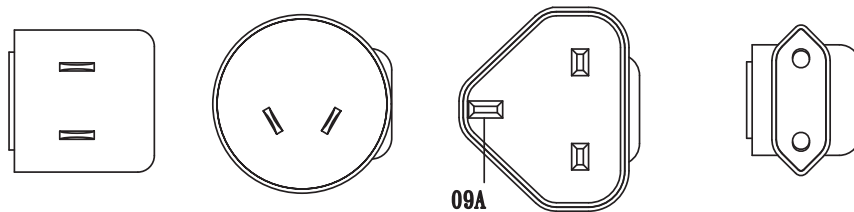
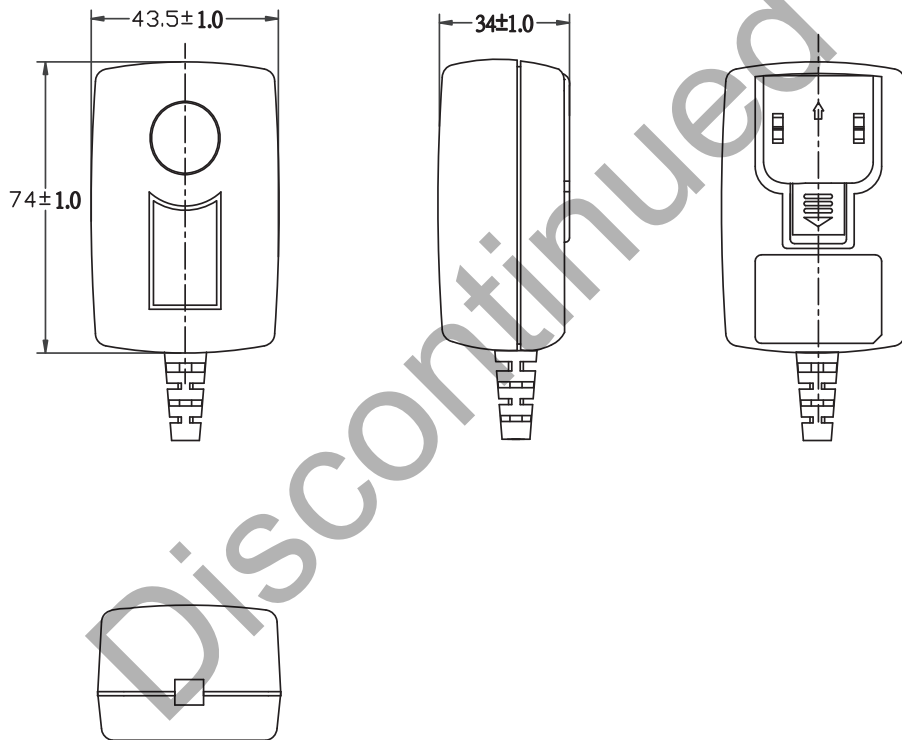


SERIES: 18 W MULTI-BLADE

DESCRIPTION: SWITCHING POWER SUPPLY

**MECHANICAL DRAWING**

input plug	interchangeable input blade (UL, UK, VDE, SAA)
case size	74 L x 43.5 W x 34 H mm tolerance: $\pm 1$ mm

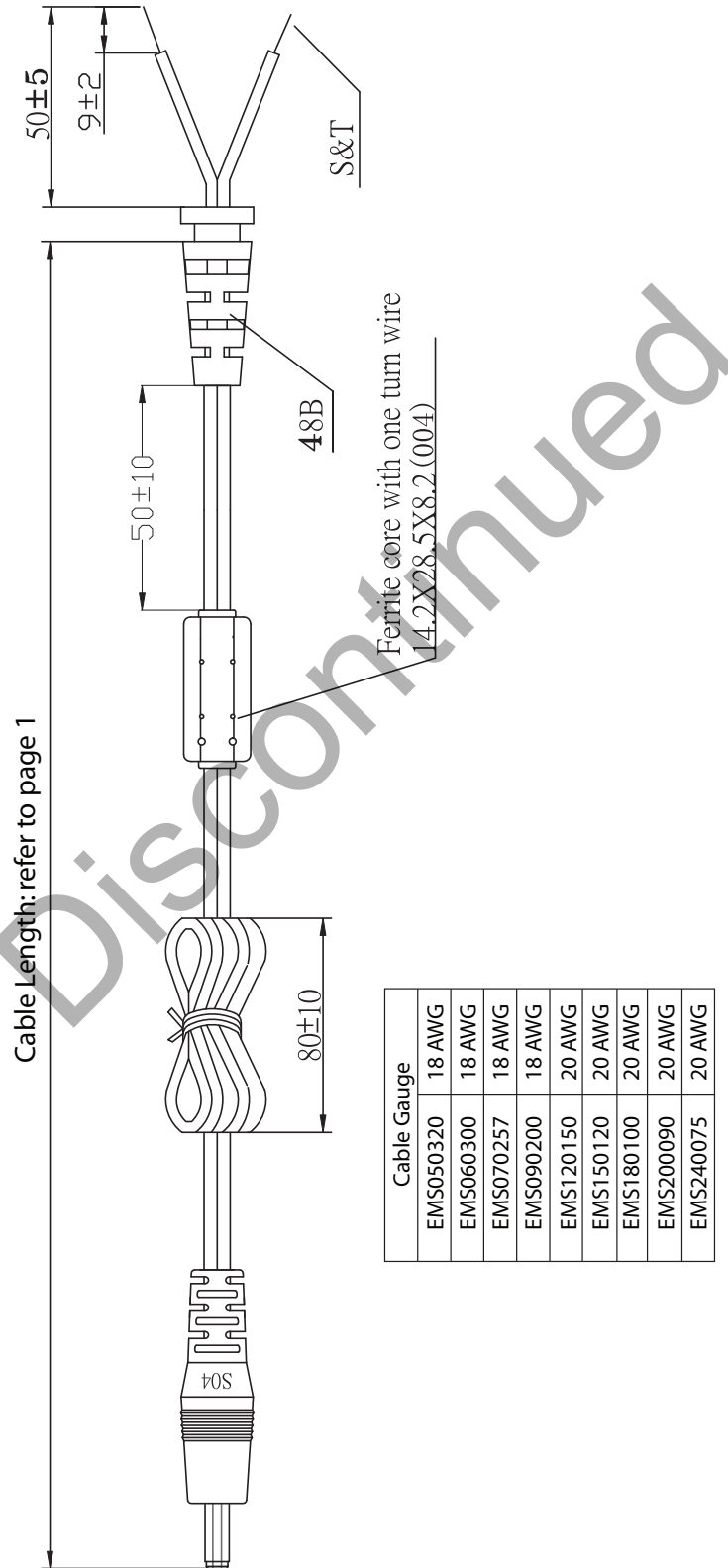




SERIES: 18 W MULTI-BLADE

DESCRIPTION: SWITCHING POWER SUPPLY

DC CORD



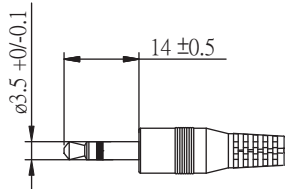


SERIES: 18 W MULTI-BLADE

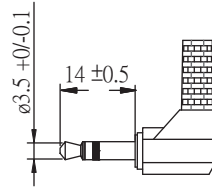
DESCRIPTION: SWITCHING POWER SUPPLY

**OUTPUT PLUG OPTIONS**

**3.5 mm Phono Plug**



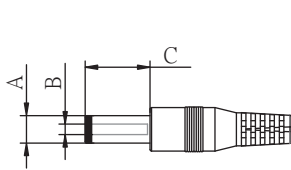
P1



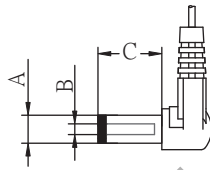
P1R

\*Tip positive

**Standard DC Plug**



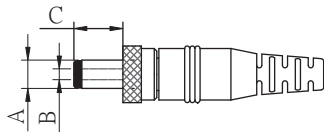
Standard PX



Right Angle PXR

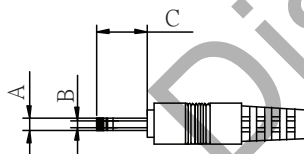
	A	B	C	Unit
P5/P5R	5.5	2.1	9.5	mm
P6/P6R	5.5	2.5	9.5	mm
P7/P7R	3.5	1.3	9.5	mm
P8/P8R	3.8	1.35	9.5	mm
P9/P9R	3.8	1.05	9.5	mm

**Locking DC Plug**

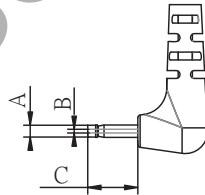


	A	B	C	Unit
P10	5.5	2.1	9.5	mm
P11	5.5	2.5	9.5	mm

**EIAJ Plugs**

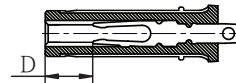


Standard PXX

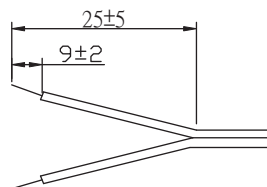


Right Angle PXXR

	EIAJ	A	B	C	D	Unit
P12/P12R	EIAJ-1	2.35	0.7	9.5	NA	mm
P13/P13R	EIAJ-2	4.0	1.7	9.5	5.0	mm
P14/P14R	EIAJ-3	4.75	1.7	9.5	5.0	mm



**Stripped and Tinned**



**DC PLUG TYPE**

**ST**  
stripped and tinned

**PXX X X**

Plug type      Plug angle: "blank" = standard  
R = right angle      Plug polarity: "blank" = N/A  
P = center positive      N = center negative

⊖ ⊕ ⊕      ⊕ ⊖ ⊖

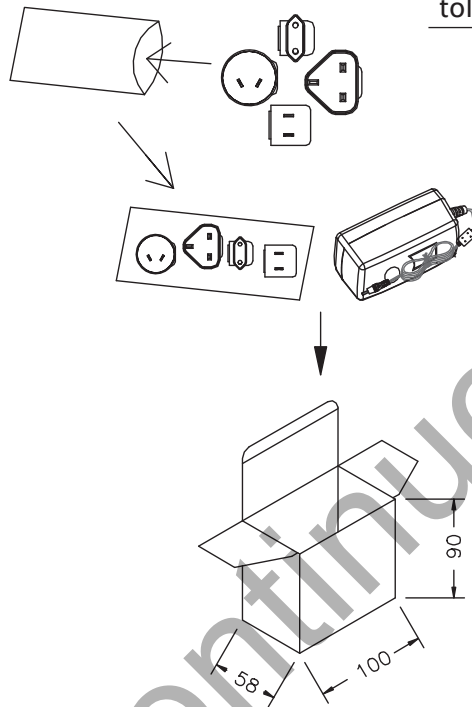
\*Contact CUI for additional output plug options.



SERIES: 18 W MULTI-BLADE

DESCRIPTION: SWITCHING POWER SUPPLY

**INDIVIDUAL PACKAGING**



tolerance  $\pm 1$  mm

**PACKAGING**

tolerance  $+7 / -0$  mm

CARTON SIZE: 485X428X210mm  
Q'TY: 60pcs(20x3x1)

