



SERIES: 18 W MULTI-BLADE

DESCRIPTION: SWITCHING POWER SUPPLY

FEATURES

- universal AC input
- regulated output voltage
- interchangeable input blade
- short circuit, over load protection
- meets EISA / efficiency level IV regulations
- custom designs available

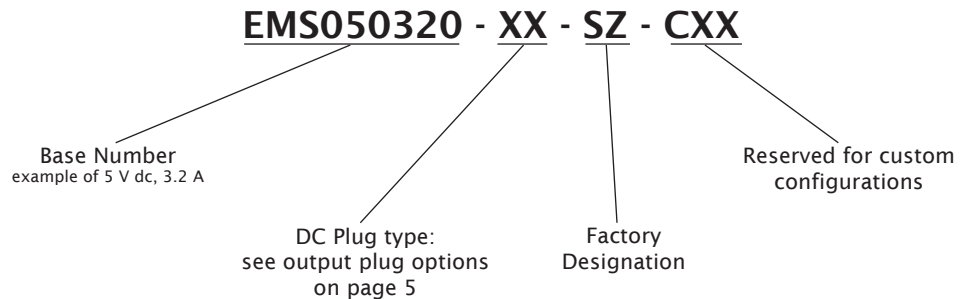


MODEL

MODEL	output voltage		output current		output wattage	ripple*	efficiency level	cord length (mm)
	nominal (V dc)		min (A)	max (A)	max (W)	max. (mVp-p)		
EMS050320	5		0	3.2	16	150	IV	1000 +150/-0
EMS060300	6		0	3	18	150	IV	1830 +150/-0
EMS070257	7		0	2.57	19.25	150	IV	1830 +150/-0
EMS090200	9		0	2	18	150	IV	1830 +150/-0
EMS120150	12		0	1.5	18	150	IV	1830 +150/-0
EMS150120	15		0	1.2	18	150	V	1830 +150/-0
EMS180100	18		0	1	18	150	V	1830 +150/-0
EMS200090	20		0	0.9	18	150	IV	1830 +150/-0
EMS240075	24		0	0.75	18	240	V	1830 +150/-0

*at full load, 100 ~ 240 V ac input, measured at 20MHz bandwidth with a 10 uF electrolytic cap and a 0.1 uF ceramic cap on the output

PART NUMBER KEY





SERIES: 18 W MULTI-BLADE

DESCRIPTION: SWITCHING POWER SUPPLY

INPUT

parameter	conditions/description	min	nom	max	units
rated input voltage		100		240	V ac
input voltage range		90		264	V ac
rated frequency		50		60	Hz
frequency range		47		63	Hz
rated input current				0.6	A
inrush current	115 V ac, full load, cold start, 25°C 230 V ac, full load, cold start, 25°C			30 60	A A
no load power consumption	100 ~ 240 V ac input			0.3	W

OUTPUT

parameter	conditions/description	min	nom	max	units
line regulation			±1		%
load regulation			±6		%
over voltage protection	output shut down	110%		140%	V dc
short circuit protection	output shut down and auto-restart				

SAFETY & EMI

parameter	conditions/description	min	nom	max	units
HI-POT	input to output at 10 mA for 1 minute			3000 4242	V ac V dc
insulation resistance	input to output at 500 V dc	100			MΩ
safety approvals	UL/cUL, CB (IEC60950-1), CE (GS/TUV EN60950-1)				
EMI standard	FCC part 15 class B, CE (EN55022, EN55024)				
leakage current				0.25	mA
RoHS compliant	yes				
LPS power supply	yes				

ENVIRONMENTAL

parameter	conditions/description	min	nom	max	units
operating temperature		0		40	°C
operating humidity		20		80	%
storage temperature		-10		70	°C
storage humidity		10		90	%

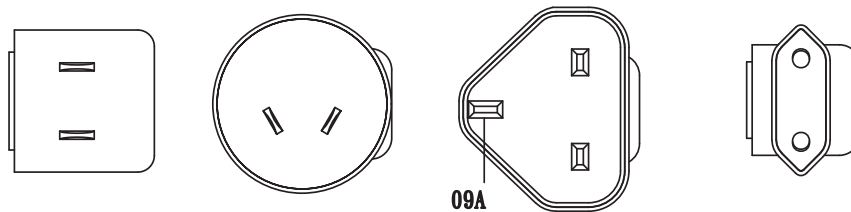
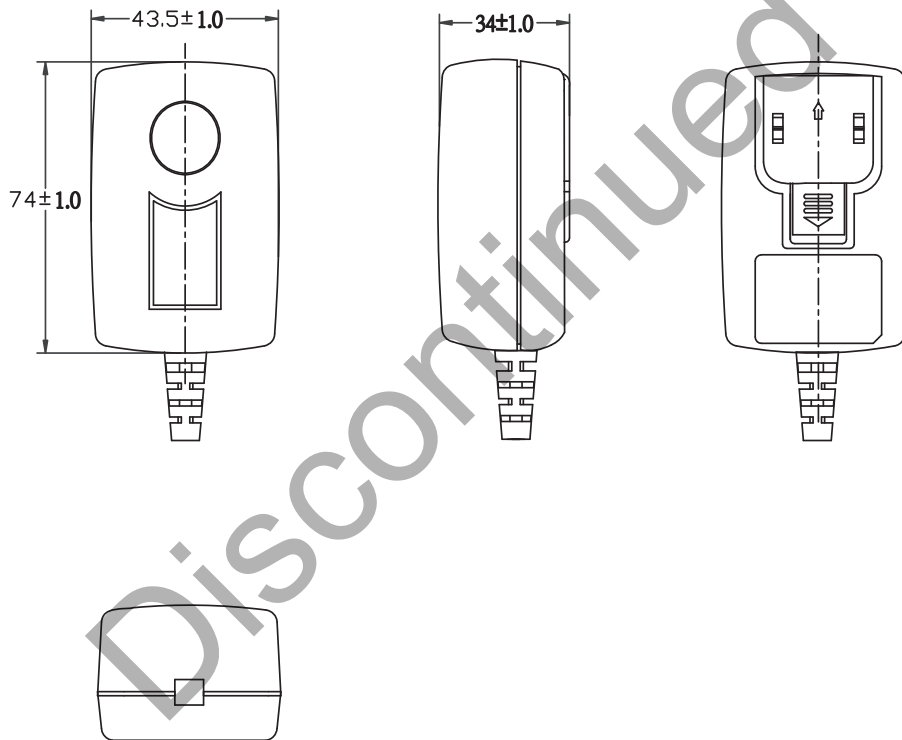


SERIES: 18 W MULTI-BLADE

DESCRIPTION: SWITCHING POWER SUPPLY

MECHANICAL DRAWING

input plug	interchangeable input blade (UL, UK, VDE, SAA)
case size	74 L x 43.5 W x 34 H mm tolerance: ± 1 mm

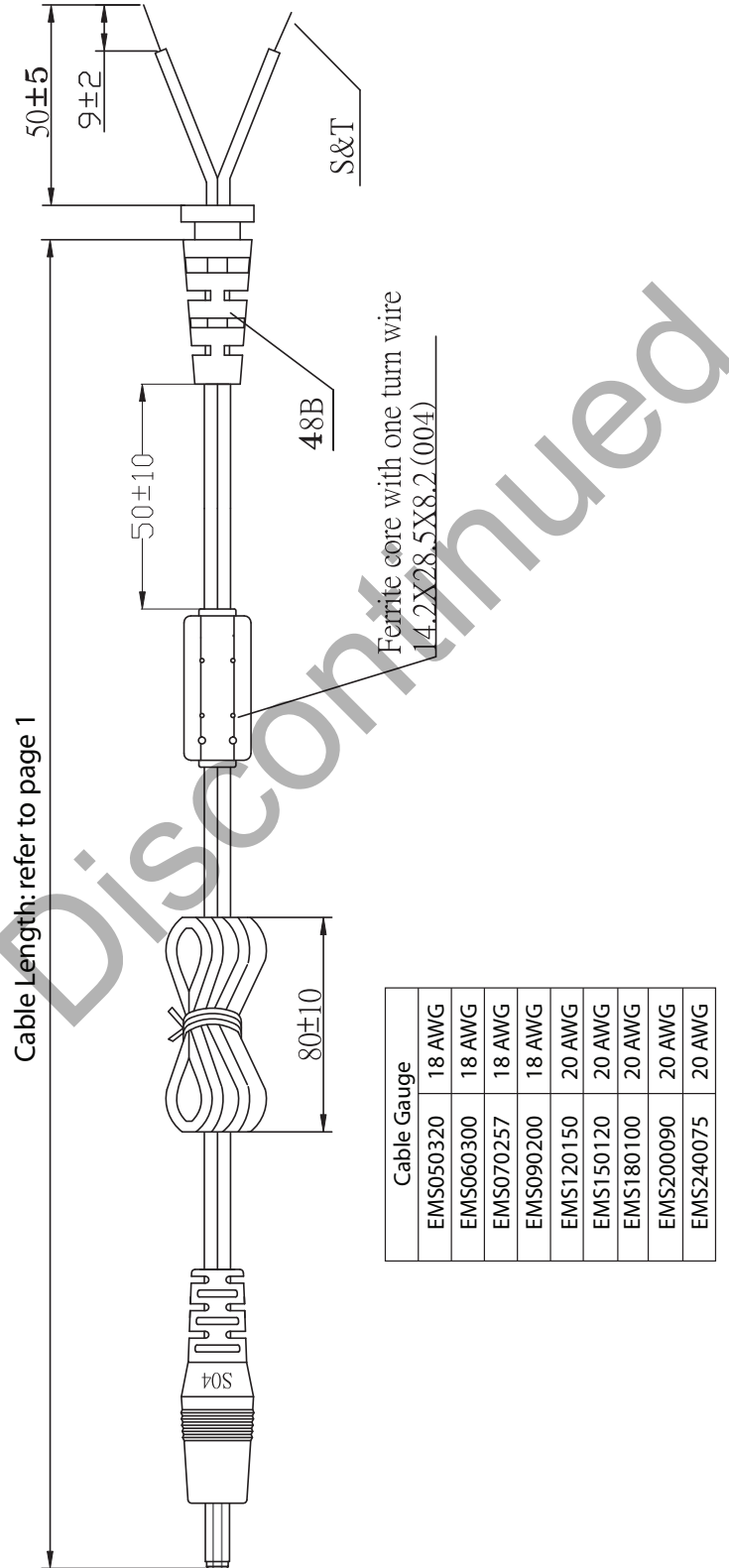




SERIES: 18 W MULTI-BLADE

DESCRIPTION: SWITCHING POWER SUPPLY

DC CORD



Cable Gauge	
EMS050320	18 AWG
EMS060300	18 AWG
EMS070257	18 AWG
EMS090200	18 AWG
EMS120150	20 AWG
EMS150120	20 AWG
EMS180100	20 AWG
EMS200090	20 AWG
EMS240075	20 AWG

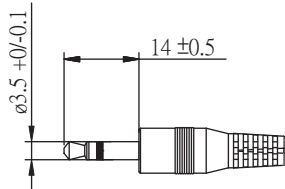


SERIES: 18 W MULTI-BLADE

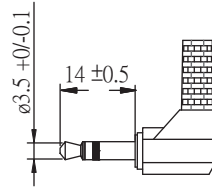
DESCRIPTION: SWITCHING POWER SUPPLY

OUTPUT PLUG OPTIONS

3.5 mm Phono Plug



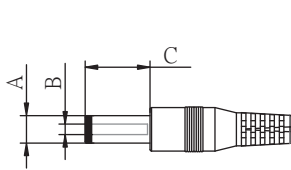
P1



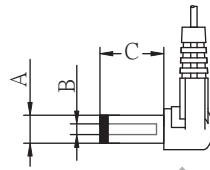
P1R

*Tip positive

Standard DC Plug



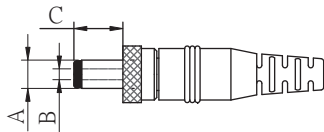
Standard PX



Right Angle PXR

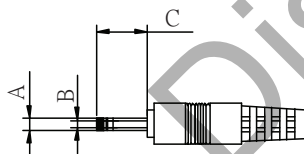
	A	B	C	Unit
P5/P5R	5.5	2.1	9.5	mm
P6/P6R	5.5	2.5	9.5	mm
P7/P7R	3.5	1.3	9.5	mm
P8/P8R	3.8	1.35	9.5	mm
P9/P9R	3.8	1.05	9.5	mm

Locking DC Plug

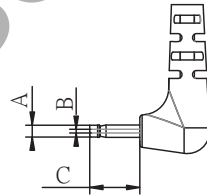


	A	B	C	Unit
P10	5.5	2.1	9.5	mm
P11	5.5	2.5	9.5	mm

EIAJ Plugs

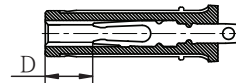


Standard PXX

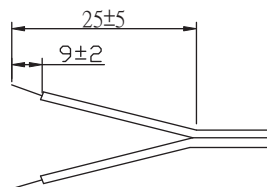


Right Angle PXXR

	EIAJ	A	B	C	D	Unit
P12/P12R	EIAJ-1	2.35	0.7	9.5	NA	mm
P13/P13R	EIAJ-2	4.0	1.7	9.5	5.0	mm
P14/P14R	EIAJ-3	4.75	1.7	9.5	5.0	mm



Stripped and Tinned



DC PLUG TYPE

ST
stripped and tinned

PXX X X

Plug type Plug angle: "blank" = standard
R = right angle Plug polarity: "blank" = N/A
P = center positive N = center negative

⊖ ⊕ ⊕ ⊕ ⊖ ⊖

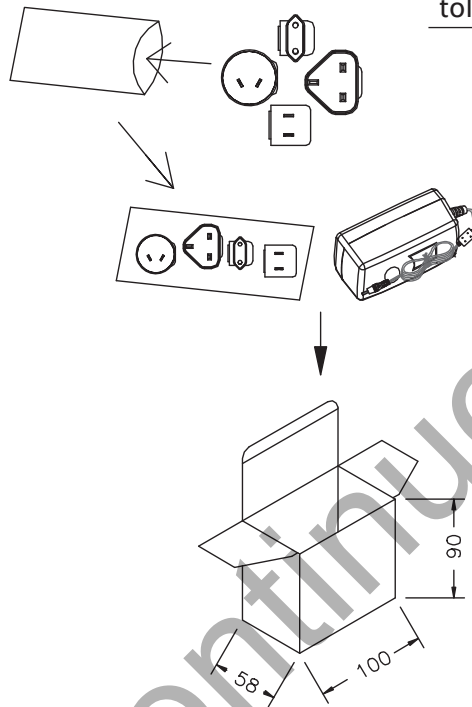
*Contact CUI for additional output plug options.



SERIES: 18 W MULTI-BLADE

DESCRIPTION: SWITCHING POWER SUPPLY

INDIVIDUAL PACKAGING



tolerance ± 1 mm

PACKAGING

tolerance $+7 / -0$ mm

CARTON SIZE: 485X428X210mm
Q'TY: 60pcs(20x3x1)

