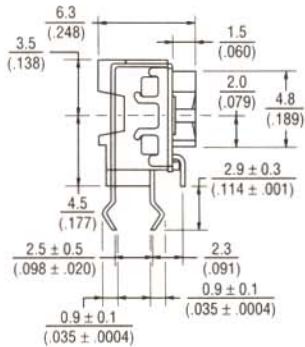
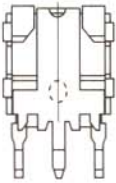
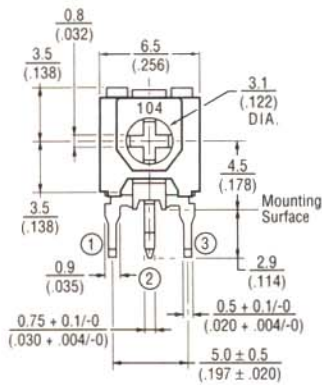




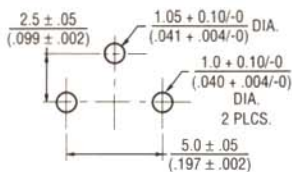
# 3318 – Product Dimensions and Ordering Information

## Product Dimensions

### Model 3318B



## Recommended PCB Layout



DIMENSIONS: MM/(INCHES)  
TOLERANCES: ±.25/(±.010) EXCEPT WHERE NOTED

## Standard Resistance Table

Resistance (Ohms)	Resistance Code
100	101
200	201
220	221
300	301
500	501
1,000	102
2,000	202
2,200	222
3,000	302
3,300	332
4,700	472
5,000	502
10,000	103
20,000	203
22,000	223
30,000	303
47,000	473
50,000	503
100,000	104
200,000	204
220,000	224
470,000	474
500,000	504
1,000,000	105

## How To Order

3318 P - 1 - 103 A

Model \_\_\_\_\_  
 Style \_\_\_\_\_  
 Standard or Modified \_\_\_\_\_  
 Product Indicator \_\_\_\_\_  
 -1 = Standard Product  
 Resistance Code \_\_\_\_\_  
 Ammo Pak Designator \_\_\_\_\_  
 (G, S & B only)

**OBSOLETE**

Specifications are subject to change without notice.  
Customers should verify actual device performance in their specific applications.

Trimmer Data Sheets