

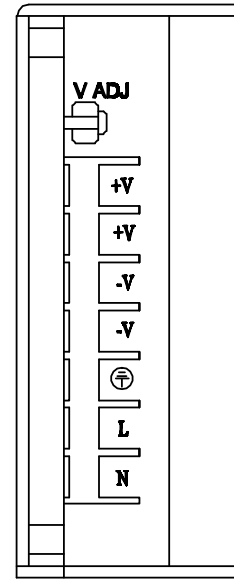
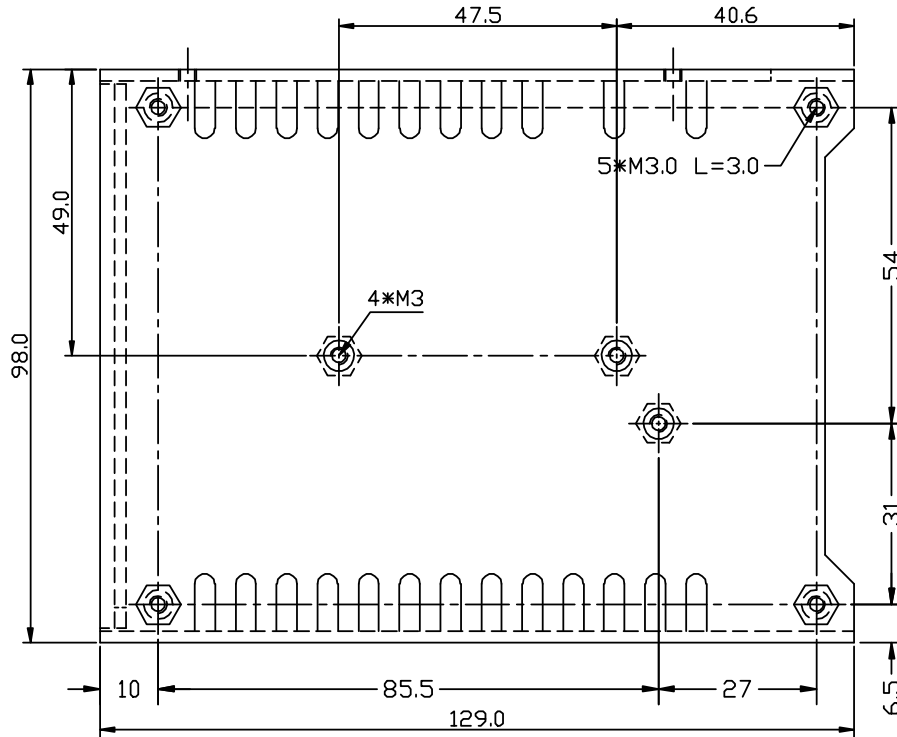
**Features:**

- Universal AC input/ Full range
- Wide Operating Ambient Temperature (-20°C~70°C)
- High Efficiency, and High Reliability
- Output Protections: OLP/OVP/SCP
- All using 105°C long life electrolytic capacitors.
- 100% full load burn-in test

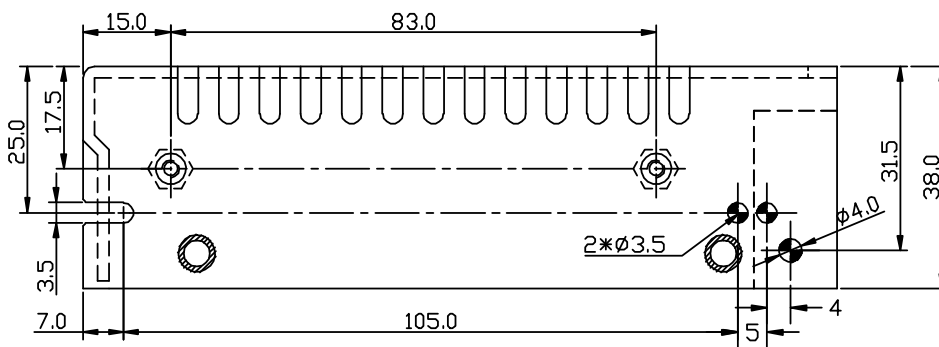


Model	QPD-60-5	QPD-60-12	QPD-60-15	QPD-60-24	QPD-60-48
Output Characteristics					
DC Output	5V	12V	15V	24V	48V
Rated Current	12A	5A	4A	2.5A	1.25A
Current Range	0~12A	0~5A	0~4A	0~2.5A	0~1.25A
Ripple and Noise	0~55°C	50mV	120mV	120mV	240mV
	-10~0°C	100mV	120mV	120mV	240mV
Voltage ADJ. Range	4.2V-5.8V	10.8V-13.2V	13.5V-16.5V	21.5V-25.8V	45V-52V
Voltage Accuracy	±2.0%	±2.0%	±2.0%	±2.0%	±2.0%
Line Regulation	±0.5%	±0.5%	±0.5%	±0.5%	±0.5%
Load Regulation	±2.0%	±2.0%	±2.0%	±2.0%	±2.0%
Set-up Time	<2.0s (115VAC input, full load); <1.0s (230VAC input, full load)				
Hold-up Time	>10ms (115VAC input, full load); >20ms (230VAC input, full load)				
Temperature Coefficient	±0.03%/°C				
Overshoot and Undershoot	<5.0%				
Input Characteristics					
Voltage Range	88VAC~264VAC				
Frequency Range	47Hz-63Hz				
Efficiency (Typical)	83%	80%	80%	80%	83%
AC Current (max)	1.6A	1.6A	1.5A	1.5A	1.45A
Inrush Current (Typical)	20A@115VAC Cold start 40A@230VAC Cold start				
Leakage Current	<0.25mA@115VAC <3.5mA@230VAC				
Protection					
Over Load (OLP)	105%~150% of rated output current, hiccup mode, auto recovery				
Over Voltage (OVP)	120%~150% of rated output voltage, shut down, re-power on to recover (5V)				
	110%~133% of rated output voltage, shut down, re-power on to recover (12V)				
	110%~140% of rated output voltage, shut down, re-power on to recover (15V, 24V)				
	110%~125% of rated output voltage, shut down, re-power on to recover (48V)				
Short Circuit (SCP)	Long-term mode, auto recovery				
Environmental Characteristics					
Operating Amb. Temp. & Hum	-20°C~70°C; 20%~90% RH Non-Condensing				
Storage Temp. & Hum	-40°C~85°C; 10%~95% RH Non-Condensing				
Safety Standards	UL60950-1; EN60950-1: 2006				
Withstand Voltage	Primary-Secondary: 3.0KVAC;≤10mA. Primary-PG: 1.5KVAC;≤10mA. Secondary-PG: 0.5KVDC;≤10mA				
Isolation Resistance	≥100M ohms				
EMI Conduction & Radiation	Compliance to EN55022(CISPR22) Class B				
EMS Immunity	Compliance to EN61000-4-2, 3, 4, 5, 6, 8, 11; ENV50204, light industry level, criteria A				
General Characteristics					
MTBF (MIL-HDBK-217F)	More than 100,000Hrs (25°C, Full load)				
Dimension (LxWxH)	129x98x38mm				
Packing	30PCS/CTN. G.W: 14.2kgs				
Cooling Method	Cooling by free air convection				

MECHANICAL SPECIFICATIONS



AC INPUT
100V-240V



Pin No.	Assignment
1	AC-N
2	AC-L
3	F.G
4.5	DC output -V
6.7	DC output +V

UNIT: mm