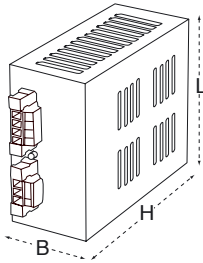


Power Supplies

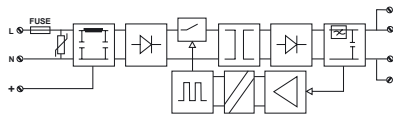


Primary switched-mode power supplies

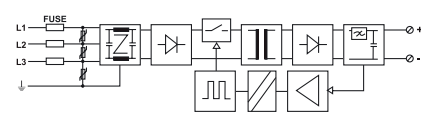


Diagram/schematic circuit diagram

CP-SNT 55W



CP-SNT 55W



Ordering data	
Output voltage/max. current	
Input voltage	Minimum
	typical
	Maximum
Input current	at 115 Vac
	at 360 Vac
(Mean value; serves as reference only)	at 230 Vac
	at 125 Vdc
	at 250 Vdc
Input protection	Fuse
	Making current
	Overvoltage
Switching frequency	
Efficiency at max. load	
Max. ripple	
Regulation	load (10-100% load)
	at Input voltage
Overload protection	
Max. capacity at output	
Hold time	at 115 Vac
	at 360 Vac
(Max. output current following input loss)	at 230 Vac
	at 480 Vac
Storage temperature	
Operating temperature	
Humidity	Operating temperature
	Storage temperature
Galvanic isolation	Input-output
	Input/output to mounting rail
	Input to earth
	Output to earth
Wire diameter	
Dimensions in mm (L x W x H)	
Weight	
Mounts on mounting rail	
Approvals/certifications	
Accessories	
Mounting bracket for mounting on a wall	

Type	Cat. No.
CP-SNT 55 W	
24 Vdc-28 Vdc / 2.3 A	9927480024
48 Vdc / 1.04 A	9927480048
12 Vdc - 15 Vdc / 3 A	9927480012
5 Vdc / 3 A	9927480005
85 Vac, 120 Vdc	
115-230 Vac ±10 %, 50/60 Hz	
265 Vac, 300 Vdc	
1.10 A RMS ± 20%	
0.55 A RMS ± 20%	
590 mA ± 20%	
315 mA ± 20%	
2 A slow fuse (internal)	
Thermistor	
Varistor	
100 kHz PWM	
78%	
<50 mV RMS	
1.0%	
0.8%	
Overvoltage switch-off with automatic reset plus thermal switch-off	
10 000 µF	
30 ms	
180 ms	
120 ms	
120 ms	
-40 °C...+85 °C	
-20 °C...+40 °C max. full rated load	
Derating: 24 V-2.1 A at 50 °C, 24 V-1.5 A at 60 °C	
20 - 85% RH w/o condensation	
20 - 90% RH	
3 kV RMS	
3 kV RMS	
1.5 kV RMS	
500 V RMS	
26-12 AWG (0.1-4.0 mm ²)	
98 x 57 x 131	
478 g	
TS 35	
Approvals/certifications	
CSA, UL, CE	
Accessories	
	Cat. No.
	7920560000

Type	Cat. No.
CP-SNT 55 W	
24 Vdc / 2.3 A	9917790324
306 Vac	
360 - 480 Vac	
550 Vac	
120 mA RMS / Phase	
100 mA RMS / Phase	
3 x 1A slow fuse (internal)	
Thermistor	
Varistor	
100 kHz	
85%	
<50 mV RMS	
1.0%	
0.8%	
Overvoltage switch-off with automatic reset plus thermal switch-off	
10 000 µF	
120 ms	
120 ms	
-40 °C...+85 °C	
0 °C...+50 °C max. full rated load	
Derating: 10% at 60 °C	
20 - 85% RH w/o condensation	
20 - 90% RH w/o condensation	
3 kV	
3 kV	
1.5 kV	
500 V	
26-12 AWG (0.1-4.0 mm ²)	
108 x 60 x 168	
526 g	
TS 35	
Approvals/certifications	
cUL, UL, CE	
Accessories	
	Cat. No.
	7920560000