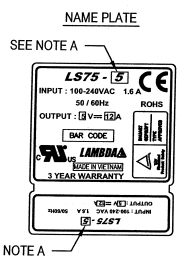
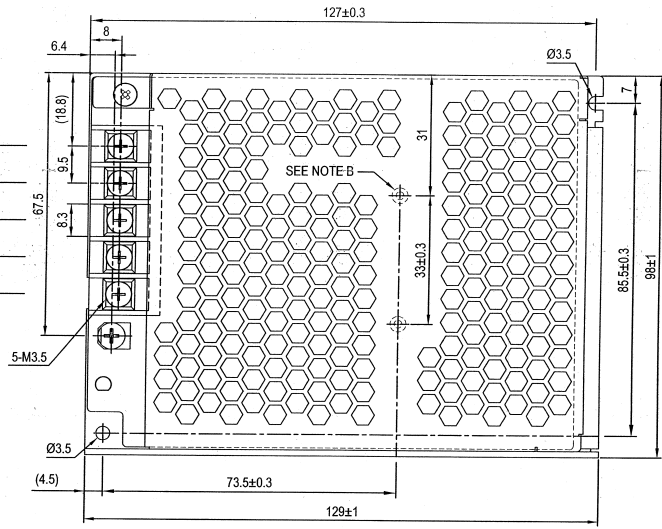
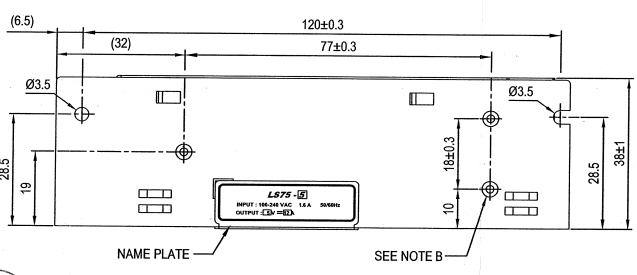


AC(L)  
AC(N)  
(FG)  
-V  
+V



**NOTES**  
A. MODEL NAME, INPUT VOLTAGE RANGE, NOMINAL OUTPUT VOLTAGE, MAXIMUM OUTPUT CURRENT & COUNTRY OF MANUFACTURE ARE SHOWN IN ACCORDANCE WITH THE SPECIFICATION.  
B. M3 TAPPED, EMBOSSED & COUNTERSUNK HOLES (5) FOR CUSTOMER CHASSIS MOUNTING. SCREWS MUST NOT PROTRUDE INTO POWER SUPPLY BY MORE THAN 5mm.



FINAL  
05 MAR 2008  
NEMIC-LAMBDA  
SPT PTE LTD.

DRWG	<i>Hsi</i>	04-03-08	SCALE	1/1	MATERIAL	TITLE	LS75
ENGR	<i>Hsi</i>	04.03.08	UNITS	m/m	FINISH	OUTLINE	
CHK	<i>Ramoth</i>	4-Mar-08	3RD ANGLE PROJECTION			DRAWING No.	PA583-02-01
APPD	<i>Ramoth</i>	4-Mar-08					
ISSUE		4-Mar-08					

D	CONTENTS	DATE	ENGR	CHK	APPD

